

TEMPORARY
BARRIERS
30-59

WORKPLACE
SAFETY
88-107

PERMANENT
BARRIERS
2-29

VEHICLE &
PARKING
60-87

PRODUCT CATALOGUE

What's New?



ZEPHYR



W-BEAM



NEATA GALLERY



BELT REEL



SKATEBOARD STOPS



WHEEL CHOCK



LOAD-SAFE



NEATA SIGN HOLDER



PIT-PAL



TYRE STEP



IMPACT PROTECTION



MULCH & MOW RINGS



ANTI SLIP FRP



EXPANDED SAB RANGE



ROUND HUMP



BULL-DOG BRACKETS

...and so much more!

Contents

PERMANENT BARRIERS

2-29

- Round Bollards
- Bollard Protection Sleeves
- Square Bollards
- Fold Down Bollards
- Shock Absorbing Bollards
- Ram-Raid Bollards
- Retractable Bollards
- W-Beam Guard Fence
- Ball-Fence
- U-Bars
- Forklift Separation
- Safety Fence
- Q-Fence Systems
- Racking End Guards
- Column Protection



TEMPORARY BARRIERS

30-59

- Expandable Barriers
- Airport Barriers
- Gallery Barriers
- Queue Control
- Skipper Barriers
- Retractable Belt Barriers
- Air Hose Reels
- Event Fences
- Safety Mesh
- Fence Barriers
- Pit Surrounds



VEHICLE & PARKING

60-87

- Speed Humps
- Traffic Calming Speed Humps
- Car Park Signs
- Wheel Stops
- One Way Access Spikes
- Parking Separators
- Parking Space Protectors
- Zephyr Bollard/Bike Racks
- Bike Rails/Hand Rails
- Skateboard Deterrents
- Traffic Batons
- Marking Dots
- Height Bars
- Wheel Clamps
- Traffic Cones
- Flexible Bollards
- Kerb Ramps
- Wheel Chocks



WORKPLACE SAFETY & HANDLING 88-107

- Convex Safety Mirrors
- Machinery Guarding
- Loading Barriers
- Buffers & Bumpers
- Cable Protectors & Mats
- Plastic Chain
- Reflective & Anti Slip Tape
- Anti-Slip Flooring
- Safety Step Stools
- Mesh Storage Cages
- Wire Shelving



CAPS & BRACKETS

108-109

- Round Tube Caps
- Oblong Tube Caps
- M12 Bush
- W-Beam End Boot
- Wall Hanger
- Wall Hook
- Sign Post Brackets
- Sign Posts
- Sign Post Caps
- Sign Post Mounts
- Floor Insert
- Flush Cap



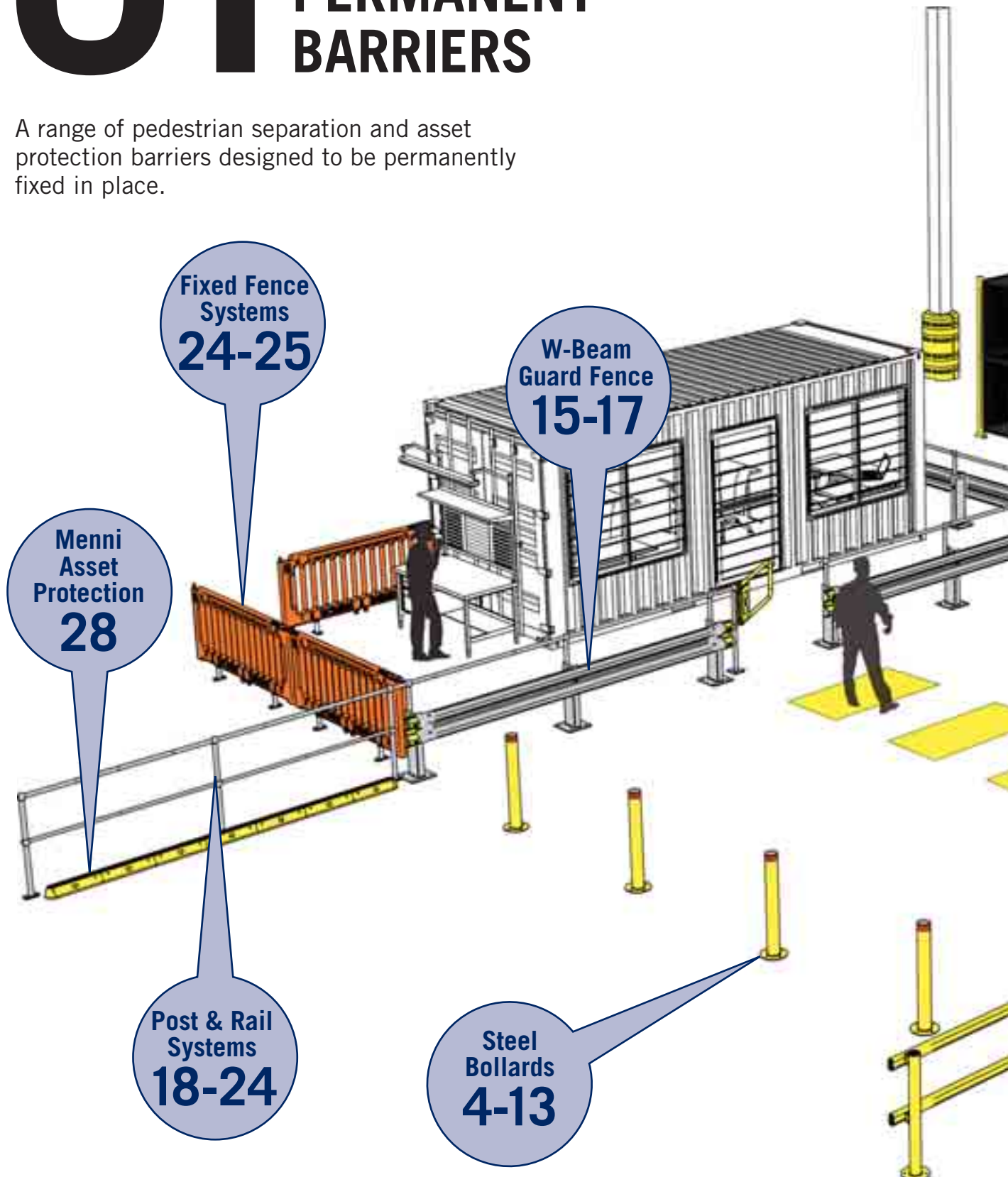
INDEX

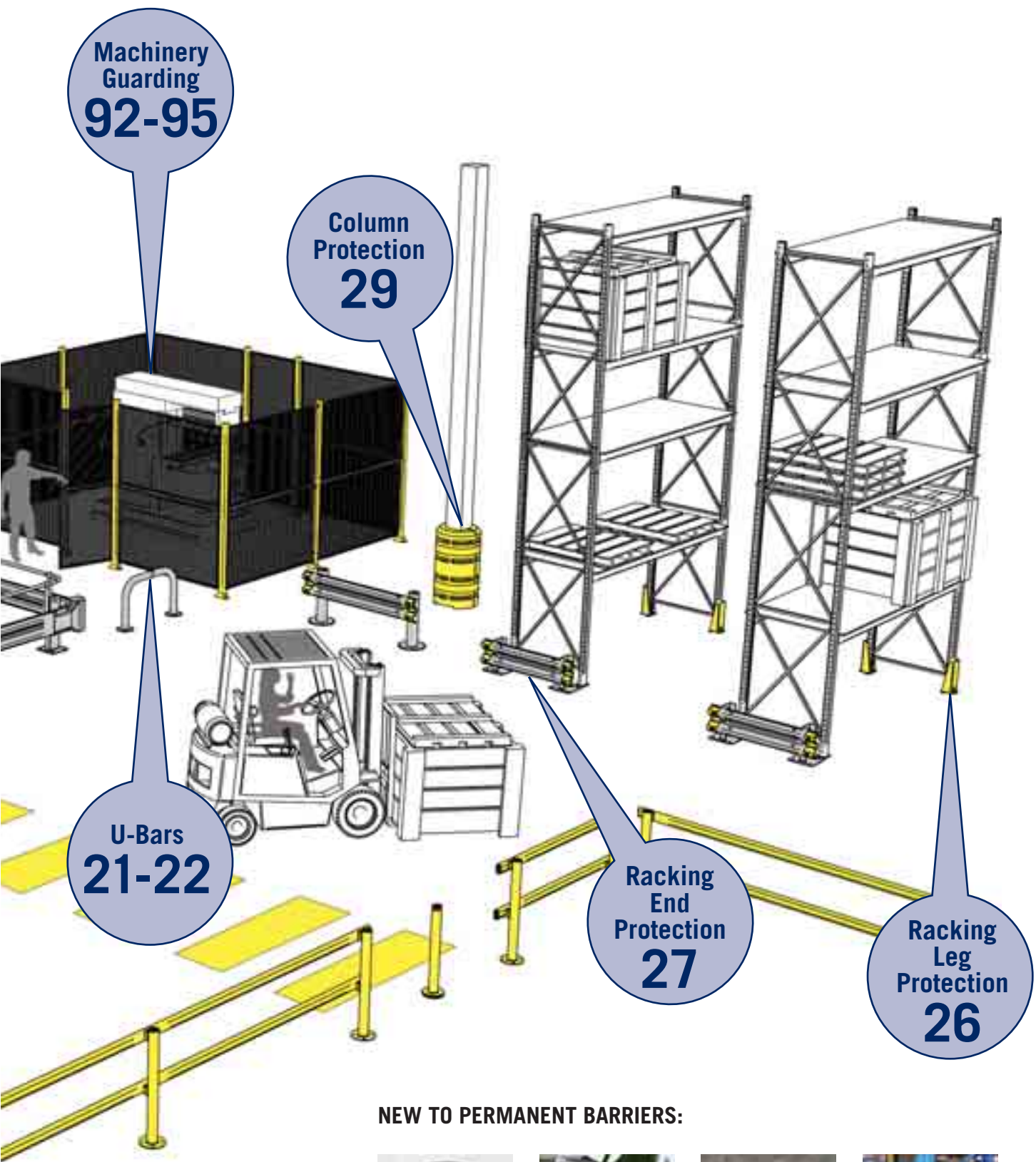
110-112

01

PERMANENT BARRIERS

A range of pedestrian separation and asset protection barriers designed to be permanently fixed in place.





NEW TO PERMANENT BARRIERS:



**Builders
Bollard Range**



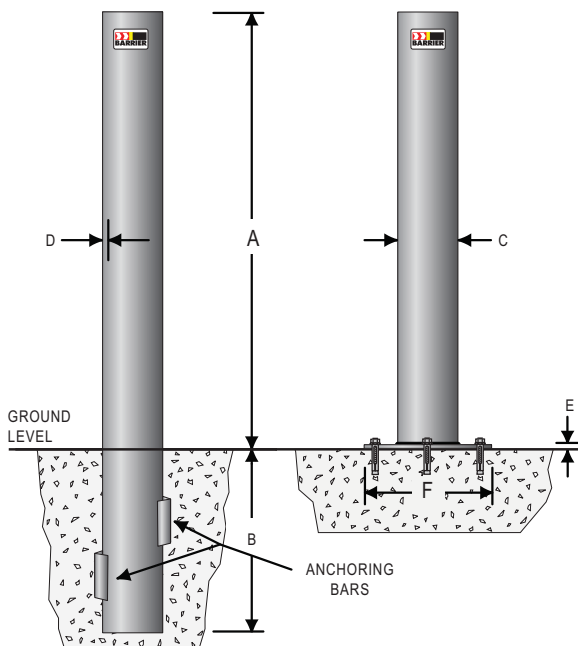
**W-Beam
Guard Fence**



**Ball-Fence
Range Expanded**



**Bull-dog
Brackets**



**ALL NEW
LOW
PRICING**

ROUND BOLLARDS Stainless Steel

Our round stainless steel bollards are offered in three designs: below ground for installation into a concrete footing, core drilled for installation into a core drilled hole using epoxy adhesive, or surface mount for bolted installations.

316
Marine grade
polished
stainless
steel

Manufactured from marine grade 316 stainless steel these bollards are all finished with No. 4 mechanical finish. 316 grade is recommended for installation near coastal areas to minimise the risk of tea staining and to ensure the bollards maintain a high quality appearance over many years. Our stainless steel bollards have a machined flat cap. This helps present a high quality appearance required for architectural environments. For the ultimate high quality presentation, polished stainless steel skirts are available as an option to cover the base plates and fixings.

Features:

- 316 grade polished stainless steel.
- Machined flat cap.
- Available in surface mount, new concrete or core drilled models.
- 90 or 140mm diameter.
- Optional cover skirts available.



Ideal for high-end architectural applications.



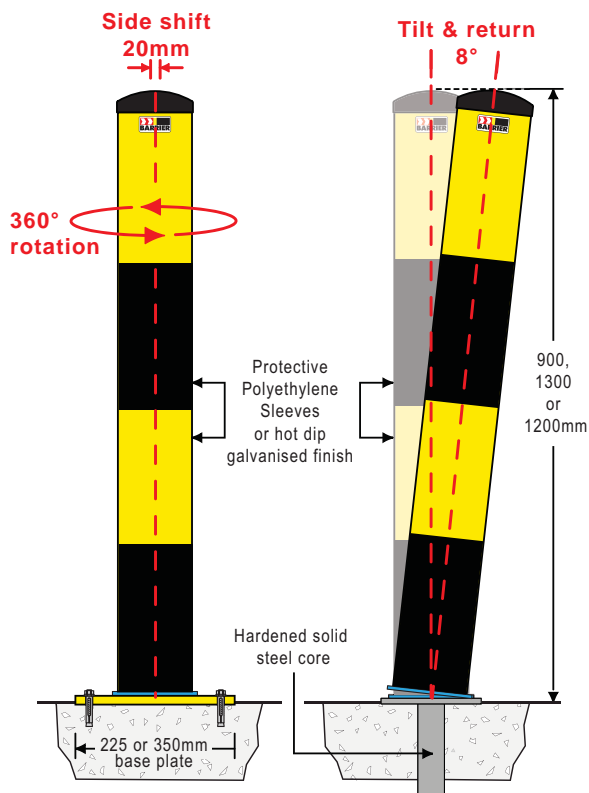
Machined flat cap.



Optional base cover.

BELOW GROUND (BG), SURFACE MOUNT (SM) & CORE DRILLED (CD)

PART No.	A (mm)	B (mm)	C (mm)	D (mm)	E (mm)	F (mm)	Stainless Grade	Weight (kg)
C90BG-SS	900	300	90	3.05	—	—	316	8kgs
C90CD-SS	900	200	90	3.05	—	—	316	7.4kgs
C90SM-SS	900	—	90	3.05	6	225	316	7.4kgs
COV90-SS	Optional 90mm base cover – stainless steel				—	—	—	0.3kgs
C140BG-SS	1200	500	140	3.4	—	—	316	25kgs
C140CD-SS	1200	200	140	3.4	—	—	316	22kgs
C140SM-SS	1200	—	140	3.4	10	300	316	19kgs
COV140-SS	Optional 140mm base cover – stainless steel				—	—	—	0.5kg

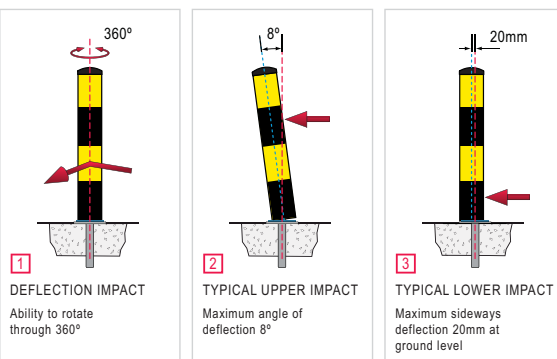


SAB140 models shown.



SABs protect against damage by simply absorbing this kind of impact.

Shock Absorbing Bollard (SAB140-CD shown)



The vast majority of damage caused to assets is by vehicles manoeuvring at low speed. SABs have the ability to completely eliminate this damage.

SHOCK ABSORBING BOLLARDS

Features:

- Minimises damage by absorbing repeated low speed impacts.
- Can move in three directions simultaneously to absorb impact and return to original position.
- Surface mount or core drilled models available.
- Available in three sizes for different applications.
- Reduces damage to floors caused when rigid bollards are hit.
- Ideal for car parks, warehouses, supermarkets, airports etc.

90mm Medium Duty

Retail/Warehouse applications where protection is required from trolleys or hand trucks. Supermarket freezers, warehouse outlets etc.

Material: Marine grade 316 stainless steel.

Casing size: 90mm dia. x 900mm high x 3.05mm wall.

Shaft size: 20mm solid 316 stainless steel.

Weight: 12kgs (approx.)

Finish: Satin finish (No.4).

Installation: Surface mount or Core drilled

140mm Heavy Duty

Industrial/Commercial applications, asset protection from slow moving heavy vehicles. Factories, warehouses, car parks etc.

Material: Hot dipped galvanised (HDG).

Casing size: 140mm dia. x 1200mm high x 5mm wall.

Shaft size: 50mm solid steel Grade K1045.

Weight: 33kgs (approx.)

Finish: HDG with polyethylene sleeves.

Installation: Surface mount or Core drilled.

220mm Extra Heavy Duty

Heavy industrial applications, asset protection from heavy/large slow moving vehicles. Airports (airside), factories etc.

Material: Hot dipped galvanised.

Casing size: 220mm dia. x 1300mm high x 6.4mm wall.

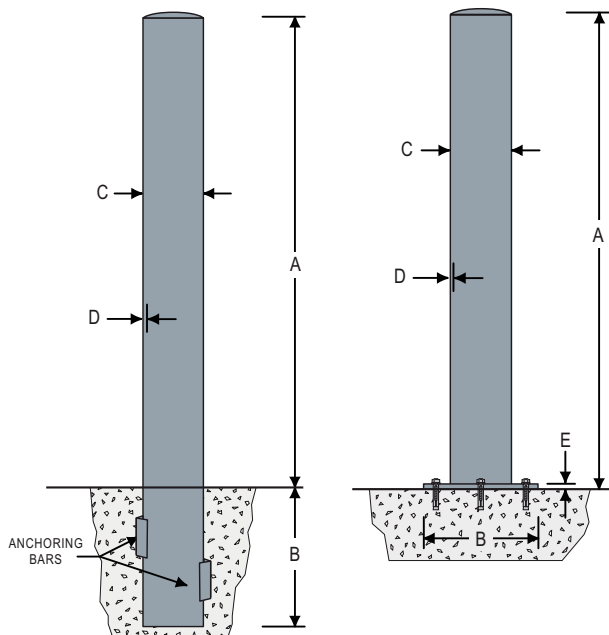
Shaft size: 100mm solid steel Grade K1045.

Weight: 120kgs (approx.)

Finish: Hot dipped galvanised.

Installation: Core drilled only.

PART No.	DESCRIPTION
SAB90SS-CD	Shock absorbing bollard – Core drilled 90mm dia. 316 S/S
SAB90SS-SM	Shock absorbing bollard – Surface mount 90mm dia. 316 S/S
SAB140-CD	Shock absorbing bollard – Core drilled 140mm dia. HDG/PE
SAB140-SM	Shock absorbing bollard – Surface mount 140mm dia. HDG/PE
SAB220-CD	Shock absorbing bollard – Core drilled 220mm dia. HDG



Galvanised model shown above.

ROUND BOLLARDS Heavy Duty

Features:

- Cast aluminium caps provide high quality finish.
- Standard Class 1 reflective band.
- Fully welded heavy steel base plated models.
- Welded starter bars for fixing into concrete footing.
- **All models hot dipped galvanised as standard.**
- Available in galvanised or powder coated models.
- Optional polyethylene protective sleeves, page 9.

**Premium
Heavy Wall
Range**



Cast aluminium caps.



Surface mount flange.



Welded anchoring bars.



Optional chain rings.

SURFACE MOUNT Heavy Duty Round Bollards

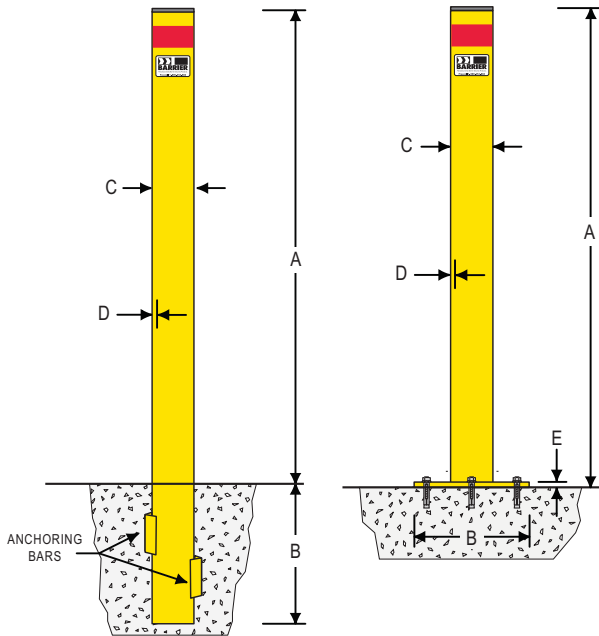
PART No.	A (mm)	B (mm)	C (mm)	D (mm)	E (mm)	Weight (kg)	No. of Fixings	Size of Fixing (sleeve anchor)	Cap	Surface Finishes	
										G	P
C90SM	900	225	90	5	6	9	4	12 x 60mm	Aluminium Fixed	✓	✓
C90SM-G	900	225	90	5	6	9	4	12 x 60mm	Aluminium Fixed	✓	
C140SM	1200	300	140	5	10	23	4	16 x 65mm	Aluminium Fixed	✓	✓
C140SM-G	1200	300	140	5	10	23	4	16 x 65mm	Aluminium Fixed	✓	
C165SM	1300	350	165	5	12	34	4	20 x 75mm	Aluminium Loose	✓	✓
C165SM-G	1300	350	165	5	12	34	4	20 x 75mm	Aluminium Loose	✓	
C220SM	1300	400	220	6.4	12	45	4	20 x 105mm	Aluminium Loose	✓	✓
C220SM-G	1300	400	220	6.4	12	45	4	20 x 105mm	Aluminium Loose	✓	

Surface Finish: G – Galvanised. P – Powder coated Safety Yellow unless specified a custom colour.

BELOW GROUND Heavy Duty Round Bollards

PART No.	A (mm)	B (mm)	C (mm)	D (mm)	Weight (kg)	Anchoring Bars	Size of Anchoring Bars	Cap	Surface Finishes	
									G	P
C90BG	900	380	90	5	12	2	30 x 30 x 50mm angle	Aluminium Fixed	✓	✓
C90BG-G	900	380	90	5	12	2	30 x 30 x 50mm angle	Aluminium Fixed	✓	
C140BG	1200	500	140	5	29	2	30 x 30 x 100mm angle	Aluminium Fixed	✓	✓
C140BG-G	1200	500	140	5	29	2	30 x 30 x 100mm angle	Aluminium Fixed	✓	
C165BG	1300	650	165	5	40	2	30 x 30 x 100mm angle	Aluminium Loose	✓	✓
C165BG-G	1300	650	165	5	40	2	30 x 30 x 100mm angle	Aluminium Loose	✓	
C220BG	1300	650	220	6.4	53	2	30 x 30 x 100mm angle	Aluminium Loose	✓	✓
C220BG-G	1300	650	220	6.4	53	2	30 x 30 x 100mm angle	Aluminium Loose	✓	

Surface Finish: G – Galvanised. P – Powder coated Safety Yellow unless specified a custom colour.



Powder coated model shown above.

SQUARE BOLLARDS Heavy Duty

Features:

- Fixed, square surface mount and below ground bollards are designed for traffic control situations and asset protection.
- Surface mount bollards have fully welded base plates and are suitable for installation onto any concrete surface.
- Below ground bollards have fully welded starter bars for installation into new concrete footings. Suitable for installation in asphalt or any soft surface where a concrete footing will be necessary.
- Manufactured from heavy wall mild steel and **hot dipped galvanised as standard** with the option of powder coating as a final finish. (Safety Yellow as standard, other colours are available on request).
- Available in two sizes.
- Standard Class 1 reflective band.
- All our bollards are supplied complete with necessary fixings.
- Optional chain rings are available for connecting chains or ropes to our bollards.



Welded flat caps.



Surface mount model.



Below ground model.



Optional chain rings.

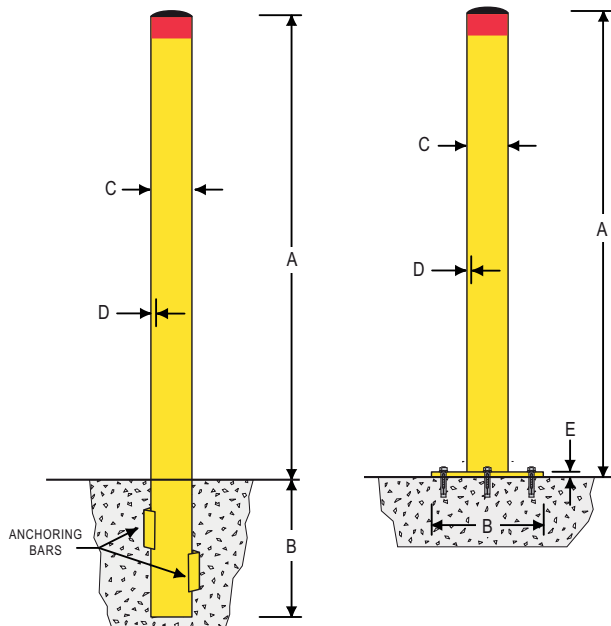
SURFACE MOUNT Square Bollards

PART No.	A (mm)	B (mm)	C (mm)	D (mm)	E (mm)	Weight (kg)	No. of Fixings	Size of Fixing (sleeve anchor)	Cap	Surface Finishes	
										G	P
CS90SM	900	200	90	5	6	12.75	4	12 x 60mm	Welded Flat	✓	✓
CS90SM-G	900	200	90	5	6	12.75	4	12 x 60mm	Welded Flat	✓	—
CS150SM	1200	300	150	5	10	32	4	20 x 75mm	Welded Flat	✓	✓
CS150SM-G	1200	300	150	5	10	32	4	20 x 75mm	Welded Flat	✓	—
FIX1117	Metric shoulder gold eye bolt – can be attached to any of the above when requested.								—	—	—

BELOW GROUND Square Bollards

PART No.	A (mm)	B (mm)	C (mm)	D (mm)	Weight (kg)	Anchoring Bars	Size of Anchoring Bars	Cap	Surface Finishes	
									G	P
CS90BG	900	400	90	5	16.5	2	30 x 30 x 50mm angle	Welded Flat	✓	✓
CS90BG-G	900	400	90	5	16.5	2	30 x 30 x 50mm angle	Welded Flat	✓	—
CS150BG	1200	500	150	5	38	2	30 x 30 x 100mm angle	Welded Flat	✓	✓
CS150BG-G	1200	500	150	5	38	2	30 x 30 x 100mm angle	Welded Flat	✓	—
FIX1117	Metric shoulder gold eye bolt – can be attached to any of the above when requested.								—	—

Surface Finish: G – Galvanised. P – Powder coated Safety Yellow unless specified a custom colour.



ROUND BOLLARDS Economy

Features:

- Economical alternative when heavy duty models are not necessary.
- Removable plastic moulded caps.
- Standard Class 1 reflective band.
- Fully welded heavy steel base plated models.
- Welded starter bars for fixing into concrete footing.
- Surface mount models supplied with fixings.
- **All models hot dipped galvanised as standard.**
- Available in galvanised or powder coated models.

**Economical
Builders
Range**



Removable plastic caps.



Surface mount flange.



Welded anchoring bars.



Optional chain rings.

SURFACE MOUNT Economy Round Bollards

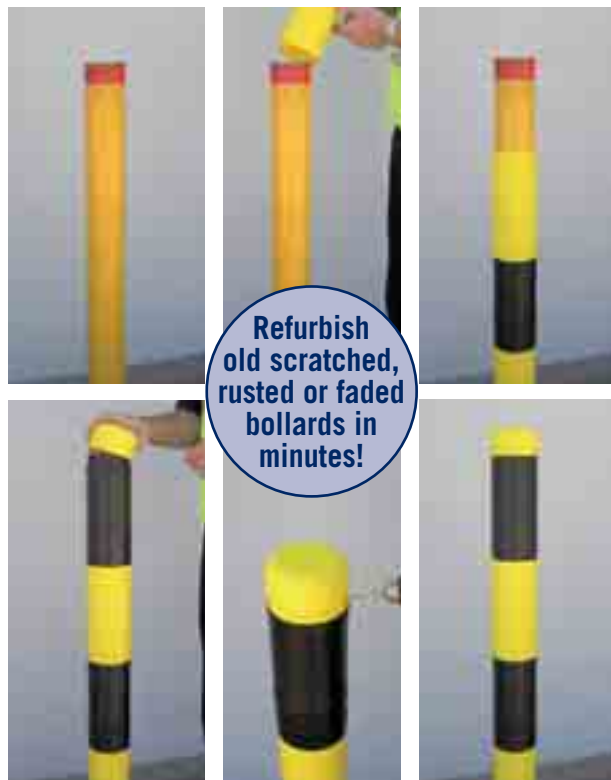
PART No.	A (mm)	B (mm)	C (mm)	D (mm)	E (mm)	Weight (kg)	No. of Fixings	Size of Fixing (sleeve anchor)	Cap	Surface Finishes	
										G	P
C63SME	900	150	63	1.6	6	3.5	3	M10	Plastic	✓	✓
C63SME-G	900	150	63	1.6	6	3.5	3	M10	Plastic	✓	
C90SME	900	200	90	3.2	6	8.2	4	M12	Plastic	✓	✓
C90SME-G	900	200	90	3.2	6	8.2	4	M12	Plastic	✓	
C114SME	1000	250	114	3	6	11.1	4	M12	Plastic	✓	✓
C114SME-G	1000	250	114	3	6	11.1	4	M12	Plastic	✓	
C140SME	1200	250	140	3.5	8	18.4	4	M16	Plastic	✓	✓
C140SME-G	1200	250	140	3.5	8	18.4	4	M16	Plastic	✓	

Surface Finish: G – Galvanised. P – Powder coated Safety Yellow unless specified a custom colour.

BELOW GROUND Economy Round Bollards

PART No.	A (mm)	B (mm)	C (mm)	D (mm)	Weight (kg)	Anchoring Bars	Size of Anchoring Bars	Cap	Surface Finishes	
									G	P
C63BGE	900	300	63	1.6	3.4	2	30 x 30 x 50mm angle	Plastic	✓	✓
C63BGE-G	900	300	63	1.6	3.4	2	30 x 30 x 50mm angle	Plastic	✓	
C90BGE	900	300	90	3.2	8.8	2	30 x 30 x 50mm angle	Plastic	✓	✓
C90BGE-G	900	300	90	3.2	8.8	2	30 x 30 x 50mm angle	Plastic	✓	
C114BGE	1000	300	114	3	12.8	2	30 x 30 x 50mm angle	Plastic	✓	✓
C114BGE-G	1000	300	114	3	12.8	2	30 x 30 x 50mm angle	Plastic	✓	
C140BGE	1200	300	140	3.5	18.7	2	30 x 30 x 100mm angle	Plastic	✓	✓
C140BGE-G	1200	300	140	3.5	18.7	2	30 x 30 x 100mm angle	Plastic	✓	

Surface Finish: G – Galvanised. P – Powder coated Safety Yellow unless specified a custom colour.



BOLLARD PROTECTION SLEEVES

Features:

- Quick, simple and economical.
- Super tough polyethylene sleeves and caps fit any standard 140 or 90mm diameter bollards.
- The 140mm diameter sleeve module is 300mm long and 225mm for the 90mm diameter model.
- Modules can be grouped in single or alternating colours.
- Ideal for shopping centres, car parks, schools and warehouses.

PART No.	DESCRIPTION
PBS90-Y	90mm sleeve module – Yellow
PBSC90-Y	90mm sleeve cap – Yellow
PBS90-B	90mm sleeve module – Black
PBSC90-B	90mm sleeve cap – Black
PBS90-R	90mm sleeve module – Red
PBSC90-R	90mm sleeve cap – Red
PBS90-W	90mm sleeve module – White
PBSC90-W	90mm sleeve cap – White
PBS140-Y	140mm sleeve module – Yellow
PBSC140-Y	140mm sleeve cap – Yellow
PBS140-B	140mm sleeve module – Black
PBSC140-B	140mm sleeve cap – Black
PBS140-R	140mm sleeve module – Red
PBSC140-R	140mm sleeve cap – Red
PBS140-W	140mm sleeve module – White
PBSC140-W	140mm sleeve cap – White

Phone us or visit our website for more information!



FOLD-DOWN BOLLARD

Features:

- Simple padlock design.
- Stands 800mm tall when locked up.
- Only 80mm high in the lay flat position.
- Available in surface mount or used with concrete footing kit.
- Padlock models include fixings and padlock.
- Key lockable model includes fixings and two keys.
- All models hot dipped galvanised.
- Broad 150mm face includes reflective sign face.

Material: Mild steel.

Finish: Safety Yellow powder coat and galvanised or galvanised only.

Height: Down 80mm, Up 800mm.

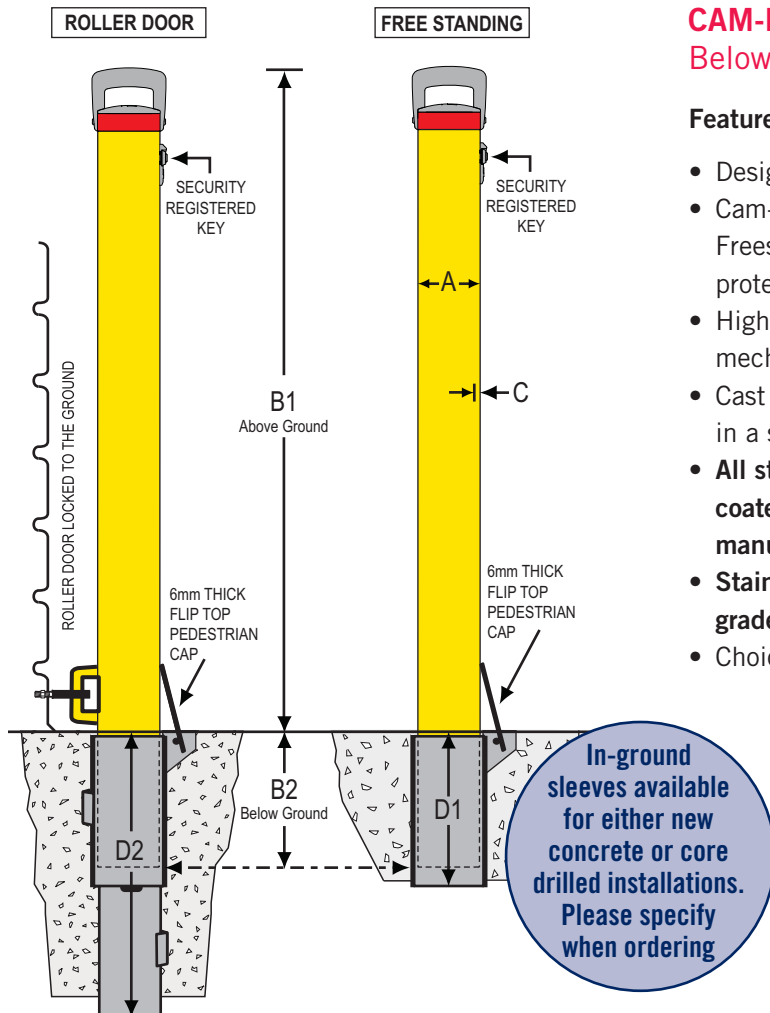
Weight: Operating 5kgs, Shipping 12kgs.

Fixing: Surface mount supplied with 4 off 12 x 60mm. Masonry anchors.

Locking: 40mm padlock (supplied).

Sign: Class 2 reflective sheeting 120 x 500mm (included).

PART No.	DESCRIPTION
FD150	Powder coated fold-down bollard – Padlock
FD150-G	Galvanised fold-down bollard – Padlock
FD150K	Galvanised fold-down bollard – Key lockable
FDS1	Reflective sign face with Red & Yellow diagonal stripes
BGK4	In-ground kit for FD150



CAM-LOK REMOVABLE BOLLARDS

Below Ground

Features:

- Designed to help combat 'Ram-raids'.
- Cam-Lok removable bollards come in two styles. Freestanding and roller door models for the protection of factory roller shutter doors.
- Highest quality 'Bi-lock' removable core lock mechanisms with security registered keying.
- Cast aluminium caps and handles finished in a silver grey metallic powder coat.
- **All steel bollards (including those with powder coated finishes) are hot dipped galvanised during manufacture.**
- **Stainless steel models are made from marine grade 316 stainless steel with a polished finish.**
- Choice of in-ground sleeves.



Cast aluminium caps with handles.



Top quality 'Bi-lock' security locks.

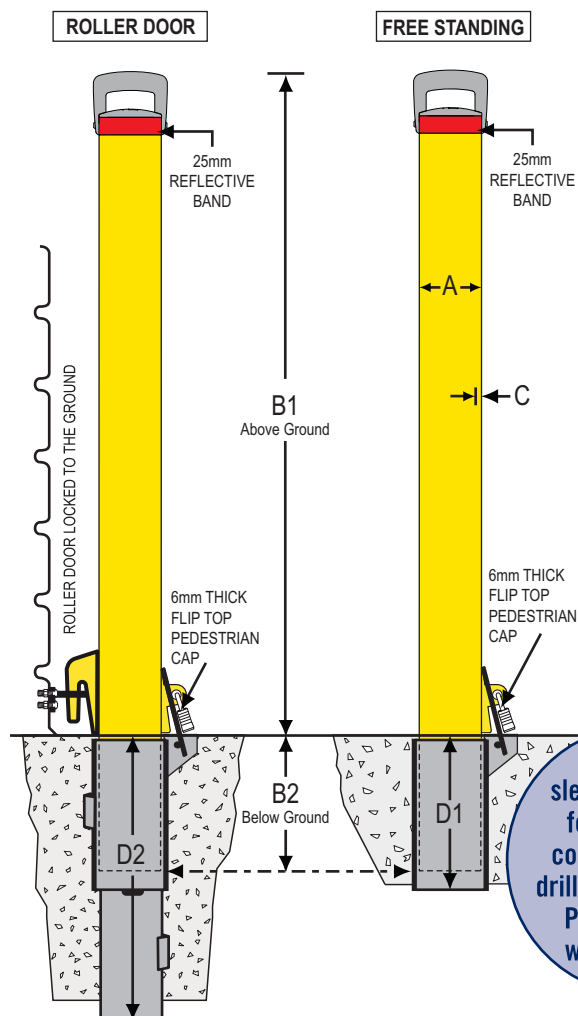


Heavy duty brackets for roller door model.



Sleeves with built-in pedestrian cap.

POST	POST	POST	A	B1	B2	C	POST	CORED SLEEVE	D1	CONCRETE SLEEVE	D2
PART No.	Description	Finish	(mm)	(mm)	(mm)	(mm)	(kgs)	Part No.	(mm)	Part No.	(mm)
BCL90	90mm freestanding post	Galvanised & Powder coated	90	950	200	5	12.3	BCL90S-CD	225	BCL90S-NC	425
BCL90-G	90mm freestanding post	Galvanised only	90	950	200	5	12.3	BCL90S-CD	225	BCL90S-NC	425
BCL90-SS	90mm freestanding post	316 stainless steel	90	950	200	3.05	9.0	BCL90SS-CD	225	BCL90SS-NC	425
BCL90RD	90mm roller door post with brackets	Galvanised & Powder coated	90	950	200	5	12.5	BCL90S-CD	225	BCL90S-NC	425
BCL90RD-G	90mm roller door post with brackets	Galvanised only	90	950	200	5	12.5	BCL90S-CD	225	BCL90S-NC	425
BCL140	140mm freestanding post	Galvanised & Powder coated	140	1050	200	5	21	BCL140S-CD	225	BCL140S-NC	425
BCL140-G	140mm freestanding post	Galvanised only	140	1050	200	5	21	BCL140S-CD	225	BCL140S-NC	425
BCL140-SS	140mm freestanding post	316 stainless steel	140	1050	200	3.4	17	BCL140SS-CD	225	BCL140SS-NC	425
PART No.	Accessories		PART No.	Accessories							
BCL90H	Cam-Lok 90mm surface mount storage unit		BHH	Wall mount bollard storage unit							
BCL140H	Cam-Lok 140mm surface mount storage unit		BCLKEY	Cam-Lok additional registered key							



SLEEVE-LOK REMOVABLE BOLLARDS

Below Ground

Features:

- Available in three diameters.
- Thousands installed in a wide variety of indoor and outdoor applications over a 14 year period.
- Widely used for managing vehicle access in restricted areas. These include industrial sites, parks and gardens and numerous other public space environments.
- Sleeve-Loks use a simple padlock design whereby the cap on the in-ground sleeve is secured to a high strength steel shackle welded onto the bollard.
- Sleeve-Lok removable bollards come in two styles. Freestanding and roller door models, for the protection of factory roller shutter doors.
- Cast aluminium caps and handles finished in a silver grey metallic powder coat.
- **All bollards are hot dipped galvanised during manufacture.**
- Hot dipped galvanising has a dramatic impact on reducing corrosion and increasing the service life of the bollard.

In-ground sleeves available for either new concrete or core drilled installations. Please specify when ordering



Bollard storage unit.



Surface mount bollard holder.



High security padlock.



Heavy duty roller door brackets.

POST PART No.	POST Description	POST Finish	A (mm)	B1 (mm)	B2 (mm)	C (mm)	POST (kgs)	CORED SLEEVE Part No.	D1 (mm)	CONCRETE SLEEVE Part No.	D2 (mm)
BSL63	63mm freestanding post	Galvanised & Powder coated	63	900	150	1.6	4.5	BSL63S-CD	150	BSL63S-NC	300
BSL63-G	63mm freestanding post	Galvanised only	63	900	150	1.6	4.5	BSL63S-CD	150	BSL63S-NC	300
BSL90	90mm freestanding post	Galvanised & Powder coated	90	950	200	5	12	BSL90S-CD	225	BSL90S-NC	425
BSL90-G	90mm freestanding post	Galvanised only	90	950	200	5	12	BSL90S-CD	225	BSL90S-NC	425
BSL90RD	90mm roller door post with brackets	Galvanised & Powder coated	90	950	200	5	12.2	BSL90S-CD	225	BSL90S-NC	425
BSL90RD-G	90mm roller door post with brackets	Galvanised only	90	950	200	5	12.2	BSL90S-CD	225	BSL90S-NC	425
BSL140	140mm freestanding post	Galvanised & Powder coated	140	1050	200	5	21	BSL140S-CD	225	BSL140S-NC	425
BSL140-G	140mm freestanding post	Galvanised only	140	1050	200	5	21	BSL140S-CD	225	BSL140S-NC	425
PART No.	Accessories		PART No.	Accessories							
BSL63H	Sleeve-Lok 63mm surface mount storage unit		BPL2	High security 9mm shielded padlock (2 keys)							
BSL90H	Sleeve-Lok 90mm surface mount storage unit		BHH	Wall mount bollard storage unit							
BSL140H	Sleeve-Lok 140mm surface mount storage unit										



TEE-LOK REMOVABLE BOLLARDS

Surface Mount

Features:

- Strong 90mm post with 5mm thick wall.
- Heavy steel receiver shoe is also used a storage unit for bollards.
- Requires only 4 off 12mm holes, 65mm deep.
- No core drilling or slab.
- Internal locking system with unique **Tee-Lok** 'T' handle keys.
- Fixings for receiver shoe are inaccessible when post is locked in place.
- Optional colours available on request.

Tee-Lok system

Material: Steel post 90mm diameter, 5mm wall.

Finish: Hot dipped galvanised prior to Safety Yellow powder coat.

Height: 950mm post height. Receiver shoe only 20mm high with post removed.

Weight: Post – 11.9kgs. Receiver shoe – 2.9kgs.

Installation: 4 off 12 x 65mm sleeve anchors.

Note: Bollard and receiver shoe sold separately.

PART No.	DESCRIPTION
SMTL	Tee-Lok surface mount bollard – Powder coated
SMCLH	Receiver shoes for Cam-Lok / Tee-lok – Powder coated
BRKEY	Additional 'T'-handle key for Tee-lok



CAM-LOK REMOVABLE BOLLARDS

Surface Mount

Features:

- Galvanised and powder coated or 316 stainless steel.
- Heavy steel receiver shoe is also used a storage unit for bollards.
- Requires only 4 off 12mm holes, 65mm deep.
- No core drilling or slab penetration.
- Internal locking system with high security **Cam-Loks** with registered keys.
- Fixings for receiver shoe are inaccessible when post is locked in place.
- **Stainless model has a flat cap and no handle.**

Cam-Lok system

Material: Post – 90mm diameter x 5mm wall steel or 3.05mm wall stainless steel.

Finish: Galvanised and powder coated or 316 stainless steel.

Height: 950mm post height. Receiver shoe only 20mm high with post removed.

Weight: Post – 11.9kgs. Receiver shoe – 2.9kgs.

Installation: 4 off 12 x 65mm sleeve anchors.

Note: Bollard and receiver shoe sold separately.

PART No.	DESCRIPTION
SMCL	Cam-Lok surface mount bollard – Powder coated
SMCLH	Receiver shoes for Cam-Lok / Tee-lok – Powder coated
SMCL-SS	Cam-Lok surface mount bollard – 316 Stainless steel
SMCLH-SS	Receiver shoes for Cam-Lok – Stainless steel
BCLKEY	Additional Cam-Lok registered key

316
Marine grade
stainless steel
also available



RETRACTABLE BOLLARDS

Features:

- Locks in both up and down positions.
- Strong circular design 90mm diameter in mild steel or stainless steel.
- Black anti-slip surface on top of bollard.
- Unique low cost 'T' handle key.
- Convenient, no loose posts to store.
- Galvanised in ground casing.
- Available hot dipped galvanised with a powder coated finish or 316 grade stainless steel bollards.
- Trouble free design. Only two moving parts.
- Internal locking system can't be tampered with or fouled by dirt or water. **Note: Two keys supplied per order. Additional keys may be purchased.**

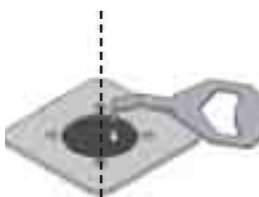


Material:	Bollards 90mm diameter with 5mm mild steel or 3.05mm 316 stainless steel wall. In ground casing 140mm with 5mm wall mild steel.
Finish:	Hot dipped galvanised with powder coated finish or marine grade 316 stainless steel. In-ground casings for all models are hot dipped galvanised.
Height:	Above ground 900mm. Below ground 1150mm.
Weight:	BR900 41.5kgs, Operating 6kgs. BR900-SS 38kgs, Operating 4kgs.
Locking:	Unique internal locking mechanism with 'T' handle key.
Installation:	Excavation and concrete footing.

PART No.	DESCRIPTION
BR900	Retractable bollard assembly – galvanised & powder coated
BR900R	Replacement bollard
BR900-SS	Retractable bollard assembly – 316 stainless steel
BR900R-SS	Replacement 316 stainless steel bollard
BRKEY	Additional 'T' handle key for retractable bollard

Locking Procedure

RETRACTABLE BOLLARDS



1. Insert key to short side.




2. Fully insert and pivot key to upright position.



3. Rotate to unlock then lift.



4. Lift until fully extended.



5. Rotate to lock.

WARNING
NEVER ALLOW THE
BOLLARD TO FREE FALL
INTO THE GROUND.
DAMAGE MAY RESULT.



6. Confirm bollard is locked.



MULCH & MOW RINGS

Galvanised Steel Tree Rings

Features:

1. The outward facing angle allows mowers to get right up to the rings eliminating the need for additional edge trimming.
2. Installation is quick and simple, each ring is held securely in place by 4 off 300mm galvanised steel spikes (supplied). Rings are easy to relocate.
3. Mulch & Mow Rings are supplied in two halves for fitting around larger established trees. The two halves simply bolt together with the fixings supplied.
4. Rings act as an active barrier to weeds and reduces mulch loss through wind and bird scratching, thus retaining moisture in the tree roots.

Mulch & Mow Rings enhance a neat and tidy landscape.

Material: 5mm thick rolled mild steel angle.

Sizes: MM600G – 600 x 50 x 50 x 5mm angle
MM900G – 900 x 75 x 75 x 5mm angle.
MM1200G – 1200 x 75 x 75 x 5mm angle.

Weight: 600 (9kgs), 900 (18kgs), 1200 (24kgs).

Finish: Hot dipped galvanised.

Installation: 4 off 300mm galvanised spikes (supplied).

PART No.	RAILS
MM600G	Mulch & Mow tree ring 600mm dia. with all fixings (supplied)
MM900G	Mulch & Mow tree ring 900mm dia. with all fixings (supplied)
MM1200G	Mulch & Mow tree ring 1200mm dia. with all fixings (supplied)
SPIKES	Additional 300 x 12mm galvanised spike (each)

THE ZEPHYR...a soft and gentle breeze

In a busy city 'Zephyr' is a stunning short or long term bicycle storage solution. Incorporate it into a cutting edge architectural design and it becomes a sculptured bollard, a classic design element. In the town square or park it's a gathering point, a place to stop, to chat, to bide a while with friends. Or then again, is it simply a beautiful piece of public sculpture, one that invites you to run your hands over its sumptuous metallic form, its smooth and generous curves?

Feel the breeze!



See pages
76 & 77
to feel the
breeze!



W-BEAM GUARD FENCE (TYPE D)

Features:

- Designed for asset protection, and the protection of pedestrians from slow moving vehicles in and around industrial and commercial complexes and car parks.
- Complies to VicRoads SD3671-E requirements for 'Type D' guard fence.
- With a choice of rail lengths, post options and accessories W-Beam Guard Fence can be easily configured for most non-highway applications.
- Modular design with a range of accessories.
- Hot dipped galvanised for maximum long term protection.
- Guard rails interchangeable with competitors W-Beam systems.
- Posts are supplied with necessary fixings.

Material:	Posts – Mild steel 178 x 76 x 6mm. Rails – Mild steel 2.75mm thick in eight standard lengths.
Finish:	All components hot dipped galvanised.
Weight:	Posts – 18kgs (approx.) Rails – 13kgs per metre (approx.)
Installation:	Surface mount or in-ground.

NOTES ON USE:

Barrier Group W-BEAM GUARD FENCE (Type D) has been configured for use as an asset protection system for non-highway applications. It shall only be used where impact speeds are less than 30 km/h. (eg. In parking areas, factories and warehouses). This design should not be installed on the edge of a deck with a drop to a lower level.



W-Beam Single Rail.



W-Beam Double Rail.



W-Beam Single Rail with Ball-Fence.

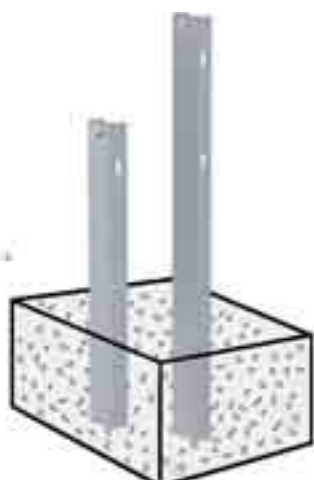


W-Beam used for racking end protection.



PART No.	RAILS
WBR500-2G	W-Beam rail for 0.5 metre centres (requires 2 posts)
WBR1000-2G	W-Beam rail for 1 metre centres (requires 2 posts)
WBR1500-2G	W-Beam rail for 1.5 metre centres (requires 2 posts)
WBR2000-2G	W-Beam rail for 2 metre centres (requires 2 posts)
WBR2500-2G	W-Beam rail for 2.5 metre centres (requires 2 posts)

PART No.	RAILS
WBR3000-3G	W-Beam Rail for 3 metre centres (requires 3 posts)
WBR3500-3G	W-Beam Rail for 3.5 metre centres (requires 3 posts)
WBR4000-3G	W-Beam Rail for 4 metre centres (requires 3 posts)
KIT10	W-Beam Splice Fixing Kit (8 off M16 x 32 bolts with nuts)



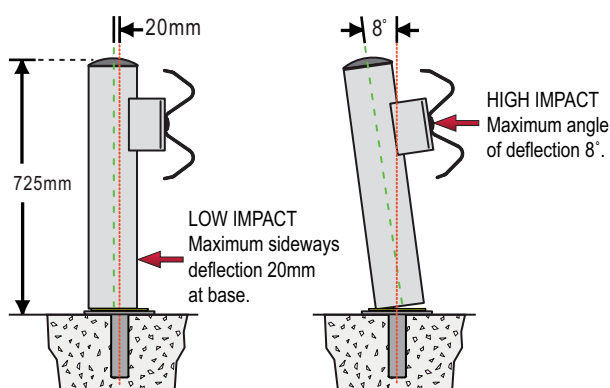
Rail fixings included

PART No.	BELOW GROUND POSTS
WBP1225-BG	W-Beam single rail below ground post 1225mm – Galvanised
WBP1760-D-BG	W-Beam double rail below ground post 1760mm – Galvanised



Rail fixings included

PART No.	SURFACE MOUNT POSTS
WBP400-SM	W-Beam single rail surface mount post 400mm – Galvanised
WBP725-SM	W-Beam single rail surface mount post 725mm – Galvanised
WBP1140-D-SM	W-Beam double rail surface mount post 1140mm – Galvanised



PART No.	SHOCK ABSORBING POSTS
WBSAP725-CD	W-Beam shock absorbing post 725 x 140mm – Core drilled (Galvanised)
WBSAP725-SM	W-Beam shock absorbing post 725 x 140mm – Surface mount (Galvanised)
WBSAP1140-D-CD	W-Beam double height shock absorbing post 1140 x 140mm – Core drilled (Galvanised)
WBSAP1140-D-SM	W-Beam double height shock absorbing post 1140 x 140mm – Surface mount (Galvanised)



End terminal fixings included

PART No.	FISH TAIL ENDS
WBFT	W-Beam fish tail end terminal 710 x 3mm – Galvanised
WBFT-Y	W-Beam fish tail end terminal – Yellow powder coated



Connector fixings included

PART No.	EXTERNAL CONNECTORS
WB90EC	W-Beam 90 degree external connector – Galvanised
WB90EC-Y	W-Beam 90 degree external connector – Yellow powder coated



Connector fixings included

PART No.	INTERNAL CONNECTORS
WB90IC	W-Beam 90 degree internal connector – Galvanised
WB90IC-Y	W-Beam 90 degree internal connector – Yellow powder coated



PART No.	HI-VIS BOOT
WBRB	W-Beam rail end boot



End terminal fixings included

PART No.	STUBBY NOSE ENDS
WBSN	W-Beam stubby nose end terminal 710 x 3mm – Galvanised
WBSN-Y	W-Beam stubby nose end terminal – Yellow powder coated



Full details on page 20.

Fixings included

PART No.	BALL-FENCE GATES
BFG	Ball-Fence self-closing gate (complete with hoop) – Galvanised
BFG-P	Ball-Fence self-closing gate (complete with hoop) – Yellow powder coated
BFGPWB-SM	Ball-Fence gate post 48 x 1017mm – Galvanised



Ball-Fence fixings included

PART No.	BALL-FENCE HAND RAILS
BFTP-WB	W-Beam/Ball-Fence through post – Galvanised
BFEP-WB	W-Beam/Ball-Fence end post – Galvanised
BFHR	Ball-Fence hand rail 32 NB x 6 metres – Galvanised

**BEST
VALUE**



BALL-FENCE Hand Rail System

Features:

- Modular handrail system that includes stanchions in a range of configurations.
- Components are assembled on site or can be partially assembled in our factory and delivered to site in sections for simple fixing. (Charges apply).
- Design flexibility.
- Components are all hot dipped galvanised.
- Complies to Australian Standard AS 1657:2013.
- Suitable for indoor and outdoor use.
- Self closing gates available.

Material: Post – 48.3mm O.D. (40mm N.B.)
Handrail – 42.4mm O.D. (32 N.B.)
Kneerail – 33.7mm O.D. (25 N.B.)

Finish: Hot dipped galvanised.

Height: Ground handrail centre 1017mm.
Ground kneerail centre 560mm.

Spacing: Max post spacing 2 metres
centre to centre.



See also Ball-Fence Gates on page 20.



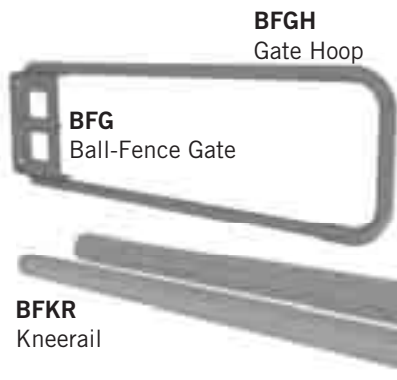
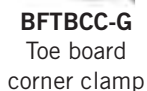
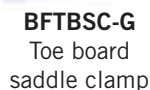

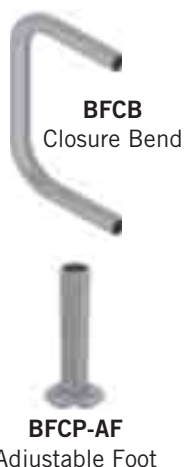
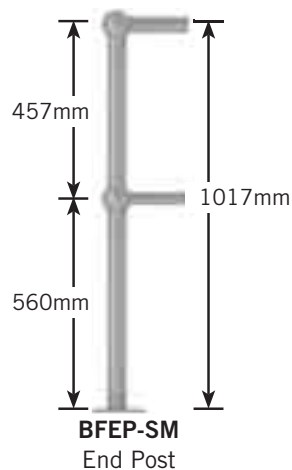
See also Ball-Fence with W-Beam on page 20.



See also Menni Asset Protection for Ball-Fence on page 21.



See also Double Rail U-Bars on page 21.



PART No.	DESCRIPTION
BFHR	Hand rail 32 N.B. x 6 metres
BFKR	Knee rail 25 N.B. x 6 metres
BFEP-SM	End post (Surface mount)
BFEP-BG	End post (Below ground)
BFTP-SM	Through post (Surface mount)
BFTP-BG	Through post (Below ground)
BFCP-SM	Corner post (Surface mount)
BFCP-BG	Corner post (Below ground)
BFG	Ball-Fence gate (complete with hoop) – Galvanised
BFG-P	Ball-Fence gate (complete with hoop) – Powder coated
BFGPWB-SM	Ball-Fence gate post – Galvanised
BFGP90SM-G	Ball-Fence freestanding gate post 90 x 1050mm – Galvanised

PART No.	DESCRIPTION
BFB32	Bend 90° x 32 N.B.
BFB25	Bend 90° x 25 N.B.
BFCB	Closure bend
BFGH	Additional 1.5 metre gate hoop
BFSJ32	Slip joint 32 N.B.
BFSJ25	Slip joint 25 N.B.
BFTP-AF	Through post adjustable foot
BFCP-AF	Corner post adjustable foot
BFTP	Taper pin
BFTB-G	Ball-Fence toe board 100 x 6 x 6 metres – Galvanised
BFTBSC-G	Toe board saddle clamp – Galvanised
BFTBCC-G	Toe board corner clamp – Galvanised

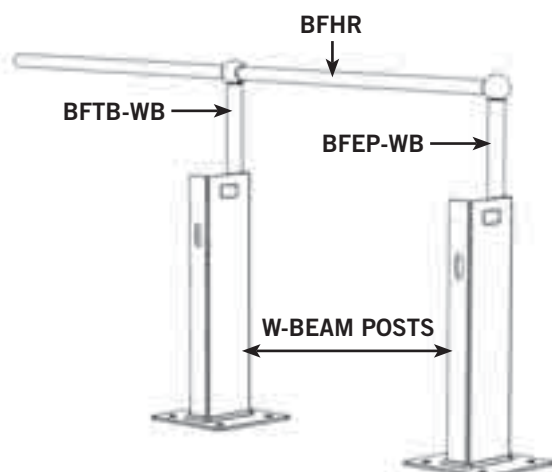


BALL-FENCE with W-Beam

Features:

- Designed to comply with AS 1657:2013 for walkways.
- Bolt Ball-Fence posts directly to W-Beam posts with supplied fixings.
- Up to 100mm of vertical adjustment.
- All components hot dipped galvanised.
- Compatible with other Ball-Fence components.

Material:	Posts 48.3 O.D. (40 N.B.) Hand Rail 42.4 O.D. (32 N.B.)
Finish:	Hot dipped galvanised.
Height:	Adjustment up to 45mm.
Installation:	Bolt together with fixings (supplied).
Note:	Ball-Fence posts should be mounted to pedestrian side of W-Beam posts.



Typical installation of Ball-Fence posts to W-Beam posts.

PART No.	DESCRIPTION
BFTP-WB	W-Beam/Ball-Fence through post – Galvanised
BFEP-WB	W-Beam/Ball-Fence end post – Galvanised
BFHR	Ball-Fence hand rail 32 N.B. x 6 metres – Galvanised



BALL-FENCE GATES

Ball-Fence Gates come complete with a standard galvanised tubular hoop (42.4mm diameter) to suit a maximum 1500mm opening for single gates or 3000mm for double gates. Hoops can be simply cut down to any length and fitted into the receiver tubes on the gate assembly.

Features:

- Gas strut self closure.
- Fully adjustable hoop length.
- Built-in gate stop.
- Swing inward or outward.
- Suits openings up to 3 metres (double gates).
- Use as single or double gates.
- Can be retrofitted to existing sites.
- Both models hot dipped galvanised.
- Simple installation.

Material:	Heavy steel construction. Hoop – 42.4 O.D. (32mm N.B.) medium gauge tube. (Optional gate posts, see below).
Weight:	18kgs – Complete assembly with 1.5 metre hoop.
Finish:	Hot dipped galvanised or powder coated.
Height:	Matches up to hand & knee rails on fence.
Opening:	Single gates up to 1.5 metres. Double gates up to 3 metres.
Installation:	Bolts to existing square or round posts or any flat surfaces.

PART No.	DESCRIPTION
BFG	Ball-Fence gate (complete with hoop) – Galvanised
BFG-P	Ball-Fence gate (complete with hoop) – Powder coated
BFGP90SM-G	Ball-Fence gate post 90 x 1050mm – Galvanised
BFGPWB-SM	Ball-Fence gate post 48 x 1017mm – Galvanised
BFGH	Additional 1.5 metre gate hoop



MENNI ASSET PROTECTION for Ball-Fence

Features:

- Protects Ball-Fence while preventing the intrusion of forklift tynes or pallets into pedestrian walkways.
- 'Plug & Play' asset protection.
- Solid colour, U.V. stabilised.
- Supplied with all fixings and connectors.
- Slip resistant feature moulded into top surface.
- Modular components allows modification or replacement at any time.

Ball-Fence specifications and part numbers on pages 18-19.

Material:	Linear Low Density Polyethylene (LLDPE).
Finish:	Solid colour – Hi-Vis Safety Yellow.
Fixings:	Two per module (supplied).
Connectors/ plugs:	Three per module (supplied).



PART No.	DESCRIPTION
BME-Y	Menni end module – Yellow
BMB-Y	Menni body module – Yellow
BMT-Y	Menni T-intersection module – Yellow
BMC-Y	Menni 90 degree corner module – Yellow
BMR	Optional top reflector plugs



U-BARS Double Rail

Features:

- Available in three sizes in either below ground or surface mount.
- Heavy 3mm wall, 48.3mm diameter pipe.
- Fully welded one-piece construction.
- All models are galvanised and powder coated or galvanised only.
- Ready for installation, no assembly required.

Material:	Steel pipe 48.3mm diameter, 3mm wall.
Finish:	Galvanised and powder coated or galvanised only.
Height:	Above ground 1040mm. Below ground 300mm.
Width:	UBD100 models 1000mm. UBD150 models 1500mm. UBD200 models 2000mm.
Weight:	UBD100 models 16kgs (approx.) UBD150 models 19.5kgs (approx.) UBD200 models 23.5kgs (approx.)
Installation:	Surface mount models base plate 150 x 75 x 10mm. Below ground models come with welded concrete starter bars.
Fixings:	Supplied with surface mount models.

PART No.	DESCRIPTION
UBD100SM	U-Bar double rail 1 metre surface mount – Powder coated
UBD100SM-G	U-Bar double rail 1 metre surface mount – Galvanised
UBD100BG	U-Bar double rail 1 metre below ground – Powder coated
UBD100BG-G	U-Bar double rail 1 metre below ground – Galvanised
UBD150SM	U-Bar double rail 1.5 metre surface mount – Powder coated
UBD150SM-G	U-Bar double rail 1.5 metre surface mount – Galvanised
UBD150BG	U-Bar double rail 1.5 metre below ground – Powder coated
UBD150BG-G	U-Bar double rail 1.5 metre below ground – Galvanised
UBD200SM	U-Bar double rail 2 metre surface mount – Powder coated
UBD200SM-G	U-Bar double rail 2 metre surface mount – Galvanised
UBD200BG	U-Bar double rail 2 metre below ground – Powder coated
UBD200BG-G	U-Bar double rail 2 metre below ground – Galvanised



U-BARS Standard Duty

Features:

- Suitable for a wide range of uses.
- Heavy 3mm thick wall tube.
- All models are galvanised and powder coated or galvanised only.
- Reflective options available.
- Surface mount and below ground models.
- Surface mount supplied with fixings.
- No assembly – ready for installation.

Material:	Steel pipe 48mm diameter, 3mm wall.
Finish:	Galvanised and powder coated or galvanised only.
Height:	Above ground 800mm. Below ground 300mm.
Width:	BR1 models 850mm. BR2 models 400mm.
Weight:	BR1 models 9.2kgs (approx.) BR2 models 8.5kgs (approx.)
Installation:	6mm thick surface flange 150mm in diameter with 8 off 10 x 50mm masonry anchors for surface mount model. Below ground model has welded concrete starter bars.
Fixings:	Supplied with surface mount models.

PART No.	DESCRIPTION
BR1G-SM	Bike rail 850 x 800mm surface mount – Galvanised
BR1P-SM	Bike rail 850 x 800mm surface mount – Powder coated
BR1G-BG	Bike rail 850 x 1100mm below ground – Galvanised
BR1P-BG	Bike rail 850 x 1100mm below ground – Powder coated
BR2G-SM	Bike rail 400 x 800mm surface mount – Galvanised
BR2P-SM	Bike rail 400 x 800mm surface mount – Powder coated
BR2G-BG	Bike rail 400 x 1100mm below ground – Galvanised
BR2P-BG	Bike rail 400 x 1100mm below ground – Powder coated



U-BARS Heavy Duty

Features:

- Heavy duty 5mm thick wall.
- Three standard lengths.
- Flexible modular design.
- All models are galvanised and powder coated or galvanised only.
- Surface mount and below ground models.
- Easy on site assembly with fixings supplied.

Material:	Steel pipe 90mm diameter, 5mm wall.
Finish:	Galvanised and powder coated or galvanised only.
Height:	Above ground 700mm. Below ground 500mm.
Width:	1000, 1500 or 2000mm.
Weight:	UB100 models 31kgs (approx.) UB150 models 36kgs (approx.) UB200 models 41kgs (approx.)
Installation:	6mm thick surface flange 225mm in diameter with 8 off 12 x 60mm masonry anchors for surface mount model. Below ground model has welded concrete starter bars.
Fixings:	Supplied with surface mount models. Connector pins supplied with all models.

PART No.	DESCRIPTION
UB100SM	U-Bar 1 metre surface mount (2 piece) – Powder coated
UB100SM-G	U-Bar 1 metre surface mount (2 piece) – Galvanised
UB100BG	U-Bar 1 metre below ground (2 piece) – Powder coated
UB100BG-G	U-Bar 1 metre below ground (2 piece) – Galvanised
UB150SM	U-Bar 1.5 metre surface mount (3 piece) – Powder coated
UB150SM-G	U-Bar 1.5 metre surface mount (3 piece) – Galvanised
UB150BG	U-Bar 1.5 metre below ground (3 piece) – Powder coated
UB150BG-G	U-Bar 1.5 metre below ground (3 piece) – Galvanised
UB200SM	U-Bar 2 metre surface mount (3 piece) – Powder coated
UB200SM-G	U-Bar 2 metre surface mount (3 piece) – Galvanised
UB200BG	U-Bar 2 metre below ground (3 piece) – Powder coated
UB200BG-G	U-Bar 2 metre below ground (3 piece) – Galvanised



ECONO-RAIL Standard Duty

Features:

- All components galvanised prior to powder coating.
- Powder coated rails available in three standard lengths or can be cut down on site.
- Comes with all fittings and fixtures.
- Rails can come off posts at any angle for changes in direction using our unique post to rail adapters.
- Highly visible Safety Yellow powder coated finish.
- Available in surface mount only.

Material: Posts – 63.5mm diameter, 1.6mm wall, 1050mm high.
Rails – 30 x 60mm oval galvanised tube with 2mm wall.

Finish: Galvanised and Safety Yellow powder coat.

Height: Post height 1050mm.

Rail lengths: 1, 1.5, or 2 metres.

Weight: Posts – 4kgs.
Rails – 2kgs metre.

Installation: 3 off 10 x 50mm masonry anchors per post (supplied).

PART No.	DESCRIPTION
ER63-SM	Surface mount post
ER631	1 metre rail with connectors
ER6315	1.5 metre rail with connectors
ER632	2 metre rail with connectors



POST & RAIL Heavy Duty

Features:

- Strong 90mm or 140mm diameter posts with 5mm thick walls.
- 90mm Post & Rail also available as complete kits.
- 6mm thick base plates with four bolt fixings.
- Galvanised prior to powder coating.
- Sculpted hand rails in five standard lengths.
- Suitable on slopes or ramps.
- Available in surface mount or below ground models.

Material: Posts – 90 or 140mm diameter, 5mm wall.
Rails – 100 x 50mm tube, 2mm wall.

Finish: Galvanised and Safety Yellow powder coat.

Height: Post height 1050mm above ground
Rail centres 500mm.

Rail lengths: 2, 3, 4, 5, or 6 metres.

Weight: 90mm post – 9kgs.
140mm post – 25kgs.
Rails – 4.25kgs per metre.

Installation: 90mm post – 4 x 12 x 60mm masonry anchors per post (supplied).
140mm post – 4 x 16 x 65mm masonry anchors per post (supplied).

PART No.	POST & RAIL COMPONENTS
PR90SMD	Surface mount post 90mm diameter
PR140SMD	Surface mount post 140mm diameter
PR90BGD	In-ground post 90mm diameter
PR906	6 metre rail (replacement) requires 3 posts
PR905	5 metre rail (replacement) requires 3 posts
PR904	4 metre rail (replacement) requires 2 posts
PR903	3 metre rail (replacement) requires 2 posts
PR902	2 metre rail (replacement) requires 2 posts

PART No.	POST & RAIL KITS
PR906K-SM	Surface mount kit (3 x posts, 2 x 6m rails) – 6 metre
PR905K-SM	Surface mount kit (3 x posts, 2 x 5m rails) – 5 metre
PR904K-SM	Surface mount kit (2 x posts, 2 x 4m rails) – 4 metre
PR903K-SM	Surface mount kit (2 x posts, 2 x 3m rails) – 3 metre
PR902K-SM	Surface mount kit (2 x posts, 2 x 2m rails) – 2 metre



CHANNEL RAIL

Features:

- Quick & simple to install no site welding.
- Completely modular design.
- Post & rails powder coated Safety Yellow.
- All components are hot dipped galvanised.
- All fixings supplied.
- Full range of spare parts available.
- Channel protects lower limbs from fork tynes.
- Can be customised if required.

Material: Posts – 60.3mm dia. x 1027mm high, 3.6mm wall. Safety Yellow powder coat.
 Rails – 30 x 60 x 2mm galvanised oval tube. Safety Yellow powder coat.
 Channel – Heavy duty 200 x 75 x 5.2mm channel galvanised finish.

Weight: Posts – 7.4kgs.
 Rails – 2kgs per metre.
 Channel – 15.5kgs per metre.

Installation: 3 off 12 x 60mm masonry anchors per post (supplied).

PART No.	CHANNEL RAIL COMPONENTS
CR60SM	Surface mount post (replacement)
CR201	Floor channel 1 metre (replacement)
CR601	Rail 1 metre (replacement)
CR2015	Floor channel 1.5 metre (replacement)
CR6015	Rail 1.5 metre (replacement)
CR202	Floor channel 2 metre (replacement)
CR602	Rail 2 metre (replacement)
CR203	Floor channel 3 metre (replacement)
CR603	Rail 3 metre (replacement)
CR206	Floor channel 2 x 3 metre (replacement)
CR606	Rail 6 metre (replacement)
KIT9	Fixings (1 post)

PART No.	CHANNEL RAIL KITS
CR10K	1 metre channel rail kit (2x surface mount posts, 1 x 1m floor channel, 2x 1m rails)
CR15K	1.5 metre channel rail kit (2x surface mount posts, 1 x 1.5m floor channel, 2x 1.5m rails)
CR20K	2 metre channel rail kit (2x surface mount posts, 1 x 2m floor channel, 2x 2m rails)
CR30K	3 metre channel rail kit (3x surface mount posts, 1 x 3m floor channel, 2x 3m rails)
CR60K	6 metre channel rail kit (5x surface mount posts, 2 x 3m floor channel, 2x 6m rails)



DE-FENCE SAFETY FENCE

The De-Fence System

De-Fence is a modular guarding and fencing system that has been designed to comply with AS 4024.1–2006 (Series).

De-Fence is simple to install, flexible and configures to the widest range of applications. The system comprises a range of standard panel lengths from 500 to 2000mm with the option of welded mesh or polycarbonate infill, plus a choice of two post heights.

Features:

- Designed for AS 4024.1–2006 (Series) for machinery guarding.
- Ideal for exclusion areas or zoning off work cells.
- Tamper resistant fixings on all connections.
- Any fixing panel can easily become a swing gate.
- Sliding gate options available.
- Supported by a range of latches and accessories.
- Two standard post heights and five standard panel lengths available.

For full details and ordering
92





POST-Q Fence System

Features:

- Strong, flexible, lightweight and highly visible.
- Ease of installation with design flexibility.
- Solid moulded colour.
- Virtually maintenance free.
- Maximum panel opening 80mm (child-safe).
- Panels can be cut down as required.

Material: Post-Q – Blow moulded polyethylene.
Posts – Surface mount galvanised steel 875mm long.

Finish: Post-Q – Solid colour Hi-Vis Orange.
Posts – Hot dipped galvanised.

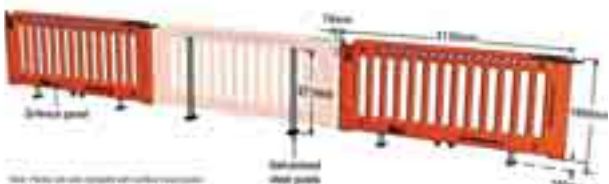
Height: Floor to top of panel 1000mm.

Panel length: 2130mm.

Weight: Panel (including posts) – 14kgs (approx.)

Fixings: Supplied with masonry anchors 4 off 16 x 65mm.

Galvanised posts: The internal posts used in Post-Q are manufactured from 48.3mm diameter hot dipped galvanised steel with a welded base plate for surface mounting. Post mounting leaves the Q-Fence panels elevated above the floor for ease of cleaning.



PART No.	DESCRIPTION
PQ2130	Post-Q fence panel with 2 galvanised posts
QFP-SM	Additional Q-Fence posts with fixings



MENNI-Q Fence System

Features:

- Impact absorbing materials are perfect for protection against forklifts.
- Menni modules offer protection from forklift tyres etc.
- Strong, flexible, lightweight and highly visible.
- Ease of assembly with design flexibility.
- Solid moulded colour.
- Virtually maintenance free.
- Maximum panel opening 80mm (child-safe).
- Panels can be cut down as required.
- Drainage channels prevent water pooling.

Material: Panels & Menni modules – moulded polyethylene.
Internal posts – Fibre reinforced plastic.

Finish: Panels – Solid colour Hi-Vis Orange.
Menni – Solid colour Safety Yellow.

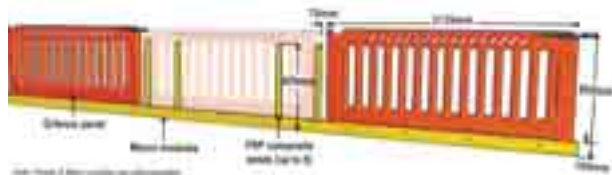
Height: Floor to top of panel 1000mm.

Panel length: 2130mm.

Weight: Panels & Menni – 10kgs/metre (approx.)

Fixings: Supplied.

FRP posts: The internal posts used in Menni-Q are manufactured from 50mm diameter Fibre Reinforced Plastic with a 5mm thick wall. FRP combines incredible strength with flexibility, allowing the Menni-Q fence to absorb considerable impact without damage.



PART No.	DESCRIPTION
MQ2130	Menni-Q fence panel with posts – Hi-Vis Orange
BME-Y	Menni end module – Yellow
BMB-Y	Menni body module – Yellow
BMT-Y	Menni T-intersection module – Yellow
BMC-Y	Menni 90 degree corner module – Yellow



BULL-DOG BRACKETS

Standard Pallet Racking Leg Guards

Pallet racking legs are often supporting many tonnes of product. Protecting these legs is of vital importance to avoid potential disasters caused as a result of impact by forklifts or trolleys. Bull-Dog brackets are manufactured from heavy steel plate and bolt to the warehouse floor independent of the racking, therefore isolating any impact from the structural members of the racking system.

Features:

- Designed to comply with AS 4084-2012.
- Manufactured from 5mm thick steel plate.
- Four bolt fixing for maximum security.
- Powder coated high visibility Safety Yellow.
- Protects your investment and reduces the risk of collapse due to impact.
- Quick and simple to install without the need for down time.
- Comes complete with fixings.
- Mounted independently of racking to avoid impact transference.

PART No.	DESCRIPTION
BDB	Bull-Dog bracket – 210 x 150 x 400 x 5mm



BULL-DOG BRACKETS

Big Foot Pallet Racking Leg Guards

Features:

- Designed to comply with AS 4084-2012.
- 200mm internal clearance for large frame base plates.
- 500mm high for increased protection and visibility.
- Manufactured from 6mm thick mild steel.
- Powder coated high visibility Safety Yellow.
- Mounts independently of racking with fixings supplied.

PART No.	DESCRIPTION
BDB500	Bull-Dog bracket – 250 x 150 x 500 x 6mm



BULL-DOG BRACKETS

Corner Pallet Racking Leg Guards

Features:

- Designed to comply with AS 4084-2012.
- Designed for corner applications.
- 500mm high for increased protection and visibility.
- Manufactured from 6mm thick mild steel.
- Powder coated high visibility Safety Yellow.
- Mounts independently of racking with fixings supplied.

PART No.	DESCRIPTION
BDB500C	Bull-Dog bracket – 180 x 180 x 500 x 6mm



W-BEAM RACKING END PROTECTOR

Features:

- Fully hot dipped galvanised finish.
- Extremely strong steel construction.
- Available in three standard lengths.
- Supplied in kit form.
- Comes complete with high visibility end boots.
- Full range of spare parts available.
- Mounts independently of racking.

Material: Posts – Mild steel 178 x 76 x 6mm.
Rails – Mild steel 2.75mm thick.

Finish: Hot dipped galvanised.

Height: 400mm.

Length: 1320, 1820 or 2320mm.

Installation: Surface mounted with fixings supplied.



High visibility end boot (included)
fits easily onto the W-Beam rail ends.

PART No.	DESCRIPTION
WRP1320	W-Beam racking protector – 1320mm long
WRP1820	W-Beam racking protector – 1820mm long
WRP2320	W-Beam racking protector – 2320mm long



MENNI RACKING END GUARDS

Features:

- Comes complete with fixings.
- Mounted independently of racking.
- Super tough polyethylene construction.
- Accepts standard 50mm diameter FRP sign post.
- Low cost at a fraction of the cost of fabricated steel units.
- Impact absorbing qualities.
- U.V. stabilised – can be used outdoors.

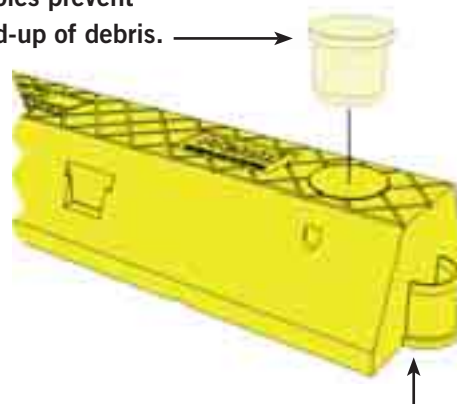
Material: Injection moulded Linear Low Density Polyethylene (LLDPE).

Finish: Solid colour (Yellow standard).

Dimensions: Single – L1100 x W150 x H100mm.
Double – L2200 x W150 x H100mm.

Fixings: 4 off 8 x 12mm masonry anchors (supplied).

Capped mounting
holes prevent
build-up of debris.



Module connectors
provide solid connection
between sections.

PART No.	DESCRIPTION
MRP1100	Menni single racking end guard – 1100mm long
MRP2200	Menni double racking end guard – 2200mm long



MENNI Asset Protection

Menni is a set of four modular components that can be plugged together in any combination to satisfy a wide range of end user applications. These applications may include protecting physical assets by preventing vehicles from coming into contact with them. Alternatively, Menni can be used where goods are stored near pedestrian zones to prevent encroachment by forklifts and other vehicles. There are four modules in the Menni system. The end module, the body module, the 'T' or intersection module and the 90 degree corner module.

Features:

- Designed to comply with AS/NZS 2890.1:2004 for wheel stops and AS 1657:1992 for walkways.
- Solid colour, U.V. stabilised, high tech composite plastic construction.
- Supplied with fixings, blanking plugs and connectors ready for installation.
- Built-in edge reflectors for improved visibility for approaching vehicles.
- Optional top reflector plugs for improved pedestrian safety.
- Slip resistant texture moulded into surface.
- Excellent outdoor weathering characteristics.
- Lightweight with incredible strength.
- Modular design for ease of use and handling.

PART No.	DESCRIPTION
BME-Y	Menni end module – Yellow
BMB-Y	Menni body module – Yellow
BMT-Y	Menni T-intersection module – Yellow
BMC-Y	Menni 90 degree corner module – Yellow
BMR	Optional top reflector plugs



MENNI BMB-Y
Body module

Body modules are used to provide length. They can be used in any quantity and they may be combined with end, corner & 'T' modules.

L550 x W150 x H100mm.



MENNI BME-Y
End module

End modules provide a start and end point for any installation. The rounded and sloping end reduces tripping hazards or the risk of tyre damage to vehicles.

L550 x W150 x H100mm.



MENNI BMT-Y
T-Intersection Module

T-intersection modules allow intersecting lines of modules to connect to each other. Particularly useful in pedestrian fencing or trolley bay applications.

L(a)300 x L(b)225
x W150 x H100mm.



MENNI BMC-Y
90° corner module

Corner modules allow for left or right changes in direction of 90 degrees. Can be used with all other modules.

L(a)225 x L(b)225
x W150 x H100mm.





PARK SENTRY®

Bump-N-Go protection for Square & Round car park columns

Features:

- **Superior material protects vehicles and columns!**
- Made of ARPRO®, a high tech material specifically engineered to absorb impact.
- Oil, chemical, water and flame resistant and 100% recyclable.
- Thin design virtually adds space to parking structures – vehicles can now park closer to columns.
- Designs available to suit square or round columns.
- Specially designed flat panels give progressive resistance, offering soft protection for slight bumps, and more resistance when needed to absorb harder collisions.
- Extra thickness at corners to resist damage at the most vulnerable spots (square models).
- Hides and protects damaged columns and walls without an expensive paint job.
- Seamless design modernizes the look of any garage.
- Can be customized to fit around any column, pole, pipe or curb.
- Extensions available for larger walls and columns.

Material: Specifically engineered ARPRO® material.

Finish: Hi-Vis Safety Yellow.

Column size: Square kit – Perfectly fits 610 x 610mm column (can be cut to fit custom size).
Round kit – Wrap exactly around 610mm diameter column.

Height: 1 metre.

Weight: 5kgs (approx.)

Installation: One person installation (straps included).

PART No.	DESCRIPTION
PSSQ-Y-KIT	Park Sentry – Square kit (4 panels & 2 straps)
PSSQ-Y-COR	Park Sentry – Additional Square corner (1 unit)
PSSQ-Y-PAN	Park Sentry – Additional Square panel (1 panel)
PSRD-Y-KIT	Park Sentry – Round kit (3 panels & 2 straps)
PSRD-Y-PAN	Park Sentry – Additional Round panel (1 panel)
PSS-4000-BR	Park Sentry – Additional straps

COLUMN SENTRY®

Column Sentry® absorbs impacts by surrounding your columns with a unique cushion of air.

One person can install and remove for maintenance in seconds. They are available in a range of standard sizes that fit common column sizes.

Moulded from high impact polyethylene in bright Safety Yellow with contrasting Black straps and U.V. stabilised for indoor or outdoor use.

Column Sentry's unique design can be used on square, round or 'H' pattern columns offering both versatility and durability. The air vent system allows air to escape during impact, allowing the column protector to absorb impact and then return to its original form.



Features:

- Protects square, round or 'H' columns.
- Highly visible U.V. stabilised. Safety Yellow colour.
- Surprisingly cost-effective and maintenance free.
- Extremely versatile and durable.
- Chemical resistant, non-conductive and waterproof.

Material: Low-density polyethylene.

Finish: Safety Yellow (solid colour).

Weight: 10kgs up to 41kgs.

Installation: Simple one person installation, no tools.

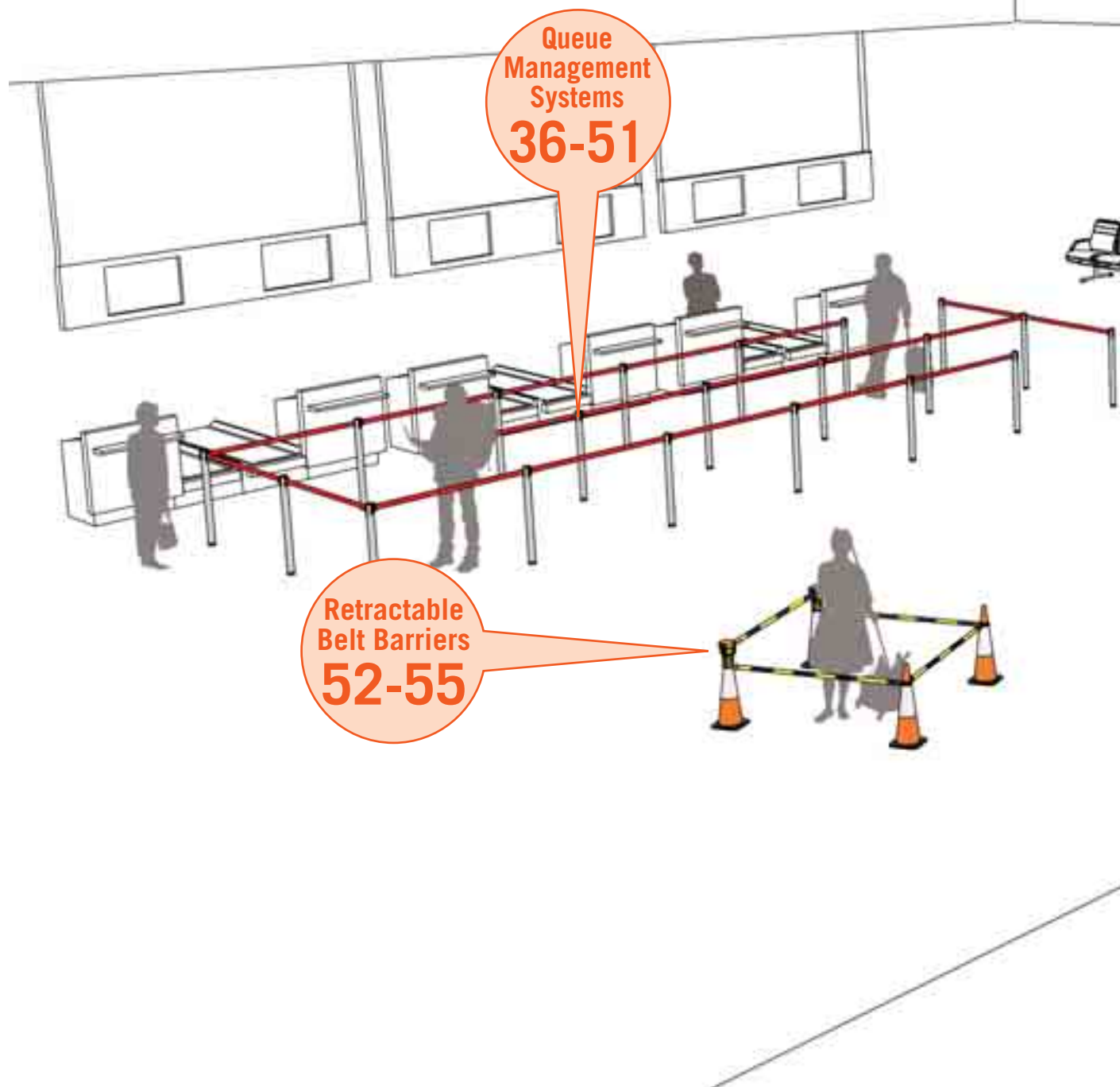
Fits square or round columns

PART No.	DESCRIPTION
CS60107-20S	To suit columns up to 200mm x 200mm or 200mm dia. Overall size 600mm dia. x 1070mm high
CS60107-25S	To suit columns up to 250mm x 250mm or 250mm dia. Overall size 600mm dia. x 1070mm high
CS60107-30S	To suit columns up to 300mm x 300mm or 300mm dia. Overall size 600mm dia. x 1070mm high
CS84107-35S	To suit columns up to 350mm x 350mm or 350mm dia. Overall size 840mm dia. x 1070mm high
CS84107-41S	To suit columns up to 410mm x 410mm or 410mm dia. Overall size 840mm dia. x 1070mm high

02

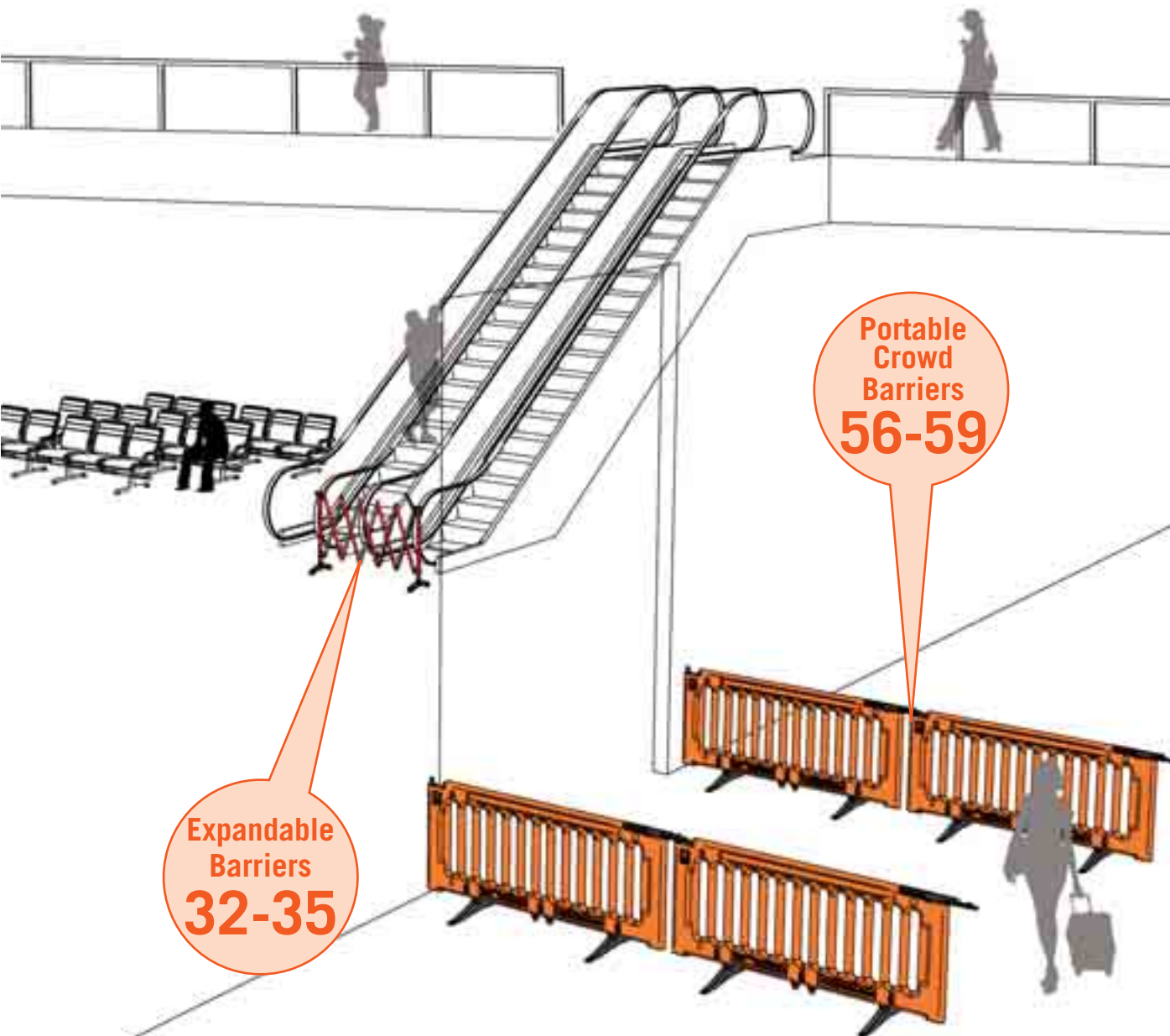
TEMPORARY
BARRIERS

Temporary and Portable barriers for managing pedestrian queues at airports, cinemas or galleries or for cordoning off worksites and restricted areas.



Queue
Management
Systems
36-51

Retractable
Belt Barriers
52-55



**Expandable
Barriers
32-35**

**Portable
Crowd
Barriers
56-59**

NEW TO TEMPORARY BARRIERS:



**Museum &
Gallery Barriers**



**Retractable
Cone Toppa**



**Belt & Hose
Reels**



**Pit Surround
Barriers**



PORT-A-GUARD STANDARD 3 & 6 Metre Kits

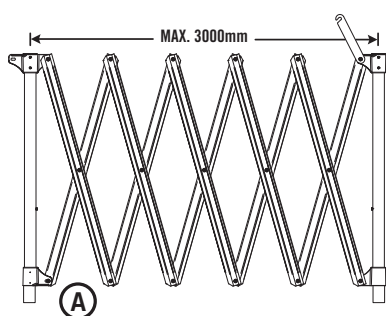
Our Port-a-guards are not only the best all-round expanding barriers on the market, they now also represent exceptional value. Both 3 metre and 6 metre models come boxed with all the attachments required for using your barrier in either freestanding or wall mounted configurations.

Features:

- New exceptional value 2-in-1 design.
- Wider 400mm feet for increased stability.
- Free wall receiver and sign brackets.
- Aluminium and high-tech plastic construction.
- Range of tailored accessories available.
- Available in two colour combinations.
- Full range of spare parts available.
- Free printable sign downloads.
- 12 page user guide included.

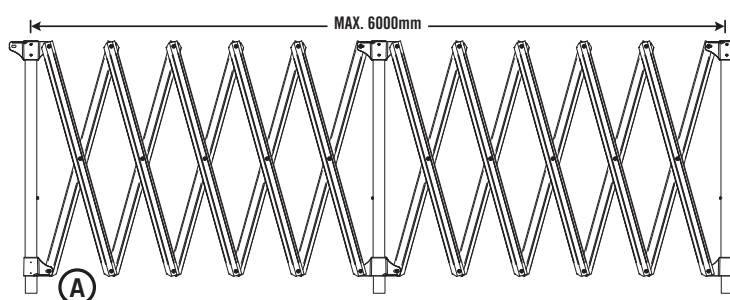
Material:	Posts & slats extruded aluminium. Fittings injection moulded ABS.
Finish:	Powder coated aluminium, Black ABS.
Height (open):	Without castors 990mm. With optional locking castors 1090mm.
Width:	BPG300 Extended 3 metres, Closed 325mm. BPG600 Extended 6 metres, Closed 625mm.
Weight:	BPG300 – 5.7kgs (boxed). BPG600 – 9.8kgs (boxed).

PART No.	DESCRIPTION
BPG300RW	Port-a-guard Standard expanding barrier 3 metre (2-in-1) kit – Red/White
BPG300BY	Port-a-guard Standard expanding barrier 3 metre (2-in-1) kit – Black/Yellow
BPG600RW	Port-a-guard Standard expanding barrier 6 metre (2-in-1) kit – Red/White
BPG600BY	Port-a-guard Standard expanding barrier 6 metre (2-in-1) kit – Black/Yellow



WHAT YOUR 3 METRE KIT CONTAINS:

- A. 1 x Port-a-guard 3 metre body (Red/White or Black/Yellow)
- B. 2 x Moulded feet
- C. 3 x Wall/Sign mounting brackets
- D. 1 x Wall receiver bracket
- E. 1 x 12 page user guide



WHAT YOUR 6 METRE KIT CONTAINS:

- A. 1 x Port-a-guard 6 metre body (Red/White or Black/Yellow)
- B. 3 x Moulded feet
- C. 3 x Wall/Sign mounting brackets
- D. 1 x Wall receiver bracket
- E. 1 x 12 page user guide

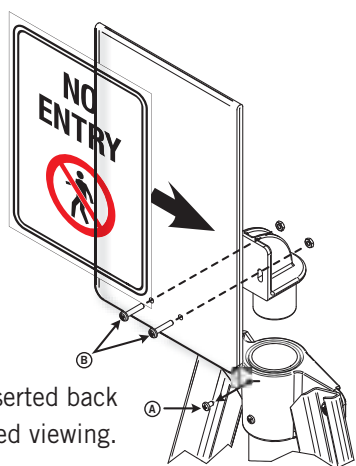




PART No.	MOUNTING POSTS
BPG29SM	Optional mounting post (sold separately)



PART No.	WALL RECEIVER BRACKET
BPG-WR2	Additional wall receiver bracket



Note: Signs can be inserted back to back for double-sided viewing.

PART No.	SIGN POCKETS
BPG-A4SH	Optional A4 sign pocket (sold separately)
BPG-A5SH	Optional A5 sign pocket (sold separately)
BPG-WSB	Additional wall/sign mount bracket

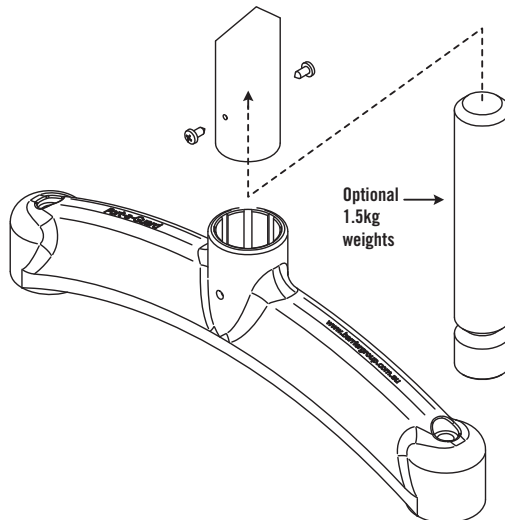


Purchase our optional A4 or A5 sign holder pockets and have FREE access to download and print a range of sign faces. Simply visit www.barriergroup.com.au.




BPG-LPC

PART No.	LOCKING CASTORS
BPG-LC	Optional locking castor (sold separately)
BPG-C	Castor for single post (sold separately)



PART No.	POST WEIGHTS
BPG93	Optional 1.5kgs leg weight (sold separately)



PART No.	DESCRIPTION
BPG2RW	Port-a-guard Flexi expanding barrier 2 x 2.7 metre – Red/White
BPG2BY	Port-a-guard Flexi expanding barrier 2 x 2.7 metre – Black/Yellow

PORT-A-GUARD FLEXI

Features:

- Ability to expand out to 5.4 metres.
- Pivots at the middle through 270 degrees.
- Can step up to 300mm for changing floor levels.
- Available in Red/White or Black/Yellow.
- Made from powder coated aluminium and high-tech plastics.
- Compact design, weighs 9.2kgs.
- Width when closed 300mm.
- Width when fully extended 2 x 2700mm.
- Spare parts and accessories available.
- Free wall receiver and sign brackets.



PART No.	DESCRIPTION
BPG6RW	Port-a-guard Utility expanding barrier 3 x 2.6 metre – Red/White
BPG6BY	Port-a-guard Utility expanding barrier 3 x 2.6 metre – Black/Yellow

PORT-A-GUARD UTILITY

Features:

- Consists of three sides that can each expand out to 2.6 metres.
- Available in Red/White or Black/Yellow.
- Compact design, weighs 17kgs.
- Width when closed 360mm.
- Width when fully extended 3 x 2600mm.
- Designed for cordoning off small spaces.
- Made from powder coated aluminium and high-tech plastics.
- Spare parts and accessories available.
- Supplied with free wall receiver and sign brackets.



PART No.	DESCRIPTION
BPGL8BY	Port-a-guard Light expanding barrier 2.4 metre – Black/Yellow

PORT-A-GUARD LIGHT

Features:

- Compact and lightweight.
- Finished in Black/Yellow plastic.
- Weighs 3kgs.
- Width when closed is 250mm and 2400mm when fully extended. Height 970mm.
- Suitable for both indoor and outdoor use.
- A built-in handle and locking strap simplifies handling and portability.
- The plastic slats and legs are corrosion resistant, durable and lightweight.
- The legs can be filled with water, adding weight for extra stability.



PORT-A-GUARD MAXI

With openings of 6.7 or 7.8 metres, the Maxi takes the Port-a-guard range to a new level of versatility. With an increased height, reduced gap between the floor and the bottom of the barrier and smaller opening size between the slats, the Maxi offers an even greater level of security and safety. A combination of aluminium slats, galvanised slide components and stainless steel fixings means the Maxi is suited to both indoor and outdoor use. Port-a-guard Maxi comes standard with four heavy duty locking swivel castors and central fixed dolly wheels for ease of movement from one location to another. Alternatively, Maxi can be wall mounted at one end using the optional wall receiver bracket and rolled out as required with minimal effort.

Features:

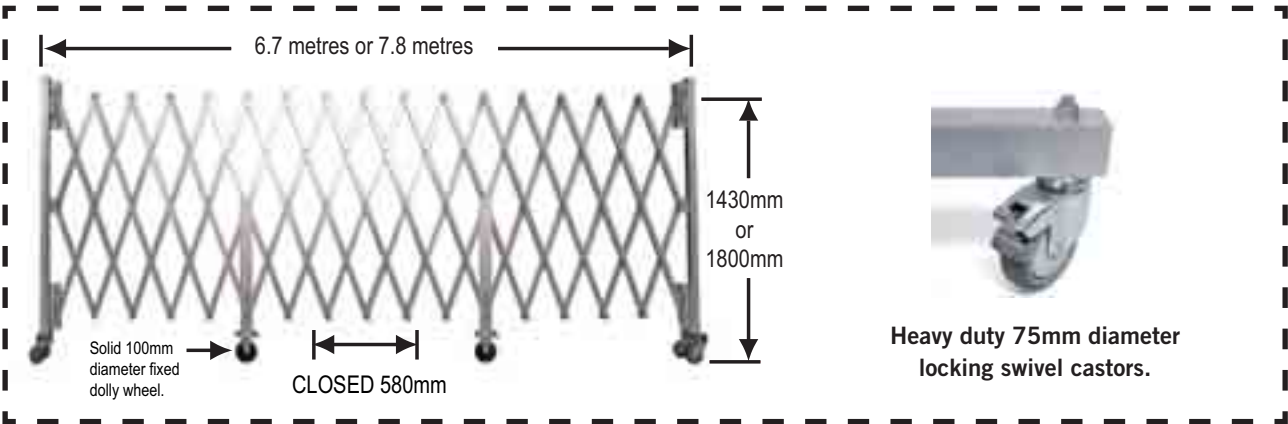
- Complete with four heavy duty locking castors.
- Non-corrosive construction for outdoor use.
- Increased safety and security due to reduced opening sizes.
- Can be linked together to form a continuous heavy duty barrier.
- Easily transported by one person.

- Material:** Slats & posts – extruded aluminium.
Slide guides – Hot dipped galvanised steel.
Assembly fittings – Stainless steel.
- Finish:** Natural aluminium.
- Height (open):** 1430mm or 1800mm from ground to top of slats.
- Width (open):** BPGM140 – 6.7 metres.
BPGM180 – 7.8 metres.
- Weight:** BPGM140 – 32.2kgs.
BPGM180 – 40kgs (approx.)




Optional wall receiver bracket.

PART No.	DESCRIPTION
BPGM140	Port-a-guard Maxi expanding barrier 1430mm x 6.7 metres
BPGM180	Port-a-guard Maxi expanding barrier 1800mm x 7.8 metres
BPGM-WR	Optional wall receiver bracket assembly
BPGM-MC	Replacement middle castor assembly
BPGM-RF	Replacement foot with 2 castors



NEATA AIRPORT BARRIERS



FEATURES:

1. The Neata choice. Select from Belt, Rail, Rope or Plain posts.
2. With the posts installed the footprint is only 65mm in diameter. The elimination of bulky bases reduces tripping hazards and improves wheel chair and trolley access.
3. With the posts removed the floor is left flush and capped, eliminating any risk of a tripping hazard.
The diameter of the in-ground sleeve is an unobtrusive 25mm (NK80). An optional sleeve is also available with a 60mm diameter flange for carpeted floors.
4. Unlike post and base designs, Neata in-floor posts don't have to be moved for cleaning. This eliminates the daily routine of removing and repositioning, saving time, money and stress on staff. Typical old style post and base barriers can weigh up to 14kgs. Neata fixed posts weigh a mere 3.2kgs and consume a fraction of the floor space.
5. Neata fixed posts are locked in place so they can not be easily removed by unauthorised people. This is a major safety feature and reduces liability. The in-floor 'Flexi' posts are a world first design allowing them to tilt up to 10 degrees in any direction on impact and return. This minimises potential damage to posts and injury to pedestrians.



BELT POSTS In-Floor Flexi

The unique in-floor sleeves mean these posts can be deployed, removed or repositioned at any time by staff while remaining tamper resistant for improved public safety. A world first impact absorbing design that allows the post to tilt on impact by up to 10 degrees in any direction and return to its original position without damage. Furthermore, the design increases available floor space by up to 30%, improving wheelchair access and reducing tripping hazards.

Post:	316 stainless, 63 x 1.6 x 950mm high.
Base:	Threaded in-floor stainless sleeve.
Footprint:	65mm diameter.
Connection:	Flexible, impact absorbing.
Belt:	Retractable 2 metre 4-way.
Weight:	3.2kgs.
Installation:	Core drilled in-floor sleeve (sold separately).

PART No.	DESCRIPTION
NBIF-BLK	Neata Belt In-Floor Flexi post – Black
NBIF-BLU	Neata Belt In-Floor Flexi post – Blue
NBIF-RED	Neata Belt In-Floor Flexi post – Red
NBIF-YEL	Neata Belt In-Floor Flexi post – Yellow
NBIF-BUR	Neata Belt In-Floor Flexi post – Burgundy
NBIF-BY	Neata Belt In-Floor Flexi post – Black/Yellow
NBIF-RW	Neata Belt In-Floor Flexi post – Red/White



BELT POSTS Surface Mount Flexi

The stainless steel surface mounted base plate is permanently fixed to the floor. Suitable for timber floors or anywhere in-floor sleeves are not appropriate. A world first impact absorbing design that allows it to tilt on impact by up to 10 degrees in any direction and return to its original position without damage. Furthermore, the design increases available floor space by up to 30%, improving wheelchair access and reducing tripping hazards, and results in a safer, tamper-proof system.

Post:	316 stainless, 63 x 1.6 x 950mm high.
Base:	150 dia x 6mm stainless steel.
Footprint:	150mm diameter.
Connection:	Flexible, impact absorbing.
Belt:	Retractable 2 metre 4-way.
Weight:	5.2kgs.
Installation:	3 off fixings (sold separately).

PART No.	DESCRIPTION
NBSMF-BLK	Neata Belt Surface Mount Flexi post – Black
NBSMF-BLU	Neata Belt Surface Mount Flexi post – Blue
NBSMF-RED	Neata Belt Surface Mount Flexi post – Red
NBSMF-YEL	Neata Belt Surface Mount Flexi post – Yellow
NBSMF-BUR	Neata Belt Surface Mount Flexi post – Burgundy
NBSMF-BY	Neata Belt Surface Mount Flexi post – Black/Yellow
NBSMF-RW	Neata Belt Surface Mount Flexi post – Red/White



BELT POSTS Slimline Portable

An ultra low profile base that minimizes intrusion while maximizing stability. At 8mm high, wheelchairs, strollers and suitcases can easily navigate over the base. Slimline is our premium portable post and base unit. It is manufactured from 304 stainless steel with a padded underside for protecting sensitive floors.

Post:	304 stainless, 63 x 1.6 x 950mm high.
Base:	370 dia x 8mm stainless steel.
Footprint:	370mm diameter.
Connection:	Portable freestanding.
Belt:	Retractable 2 metre 4-way.
Weight:	9.6kgs.
Installation:	Not required.
Assembly:	Single M10 bolt (supplied).

PART No.	DESCRIPTION
NBSL-BLK	Neata Belt Slimline Portable post – Black
NBSL-BLU	Neata Belt Slimline Portable post – Blue
NBSL-RED	Neata Belt Slimline Portable post – Red
NBSL-YEL	Neata Belt Slimline Portable post – Yellow
NBSL-BUR	Neata Belt Slimline Portable post – Burgundy
NBSL-BY	Neata Belt Slimline Portable post – Black/Yellow
NBSL-RW	Neata Belt Slimline Portable post – Red/White



BELT POSTS Highline Portable

Highline is our most popular portable post and base belt barrier. The moulded rubber base is covered with a 304 grade spun stainless steel skirt for a high quality finish. The non-marking rubber base is gentle on floors and makes the post extremely stable.

Post:	304 stainless, 63 x 1.6 x 950mm high.
Base:	Moulded rubber with stainless skirt.
Footprint:	380mm diameter.
Connection:	Portable freestanding.
Belt:	Retractable 2 metre 4-way.
Weight:	10.5kgs.
Installation:	Not required.
Assembly:	Single M10 bolt (supplied).

PART No.	DESCRIPTION
NBHL-BLK	Neata Belt Highline Portable post – Black
NBHL-BLU	Neata Belt Highline Portable post – Blue
NBHL-RED	Neata Belt Highline Portable post – Red
NBHL-YEL	Neata Belt Highline Portable post – Yellow
NBHL-BUR	Neata Belt Highline Portable post – Burgundy
NBHL-BY	Neata Belt Highline Portable post – Black/Yellow
NBHL-RW	Neata Belt Highline Portable post – Red/White



WALL MOUNT BARRIERS

Wall mount belt barriers are designed to complement other post units in the Neata range, or to be used as standalone barriers for aisle closures or supermarket checkouts etc. They use the same 2 metre belt cassettes as the posts in a welded 316 grade stainless steel body, with mounting brackets for attaching to a wall or post.

Post:	316 stainless, 63 x 1.6 x 160mm high.
Base:	Welded stainless steel legs.
Connection:	Wall or post mount.
Belt:	Retractable 2 metre 1-way.
Weight:	1.3kgs (approx.)
Installation:	Attached by screws at four places (supplied).

PART No.	DESCRIPTION
NWM-BLK	Neata Wall Mount Belt Barrier – Black
NWM-BLU	Neata Wall Mount Belt Barrier – Blue
NWM-RED	Neata Wall Mount Belt Barrier – Red
NWM-YEL	Neata Wall Mount Belt Barrier – Yellow
NWM-BUR	Neata Wall Mount Belt Barrier – Burgundy
NWM-BY	Neata Wall Mount Belt Barrier – Black/Yellow
NWM-RW	Neata Wall Mount Belt Barrier – Red/White



BELT POSTS Econoline Portable

The Econoline is our most affordable portable post and base belt barrier, offering an economical alternative to the high end Slimline or Highline models. The weighted base is covered with a polished stainless steel skirt for a quality finish. The base has built-in scuff pads to protect sensitive floors. Furthermore, the NBEL is compatible with our other belt barriers, as it uses the same belt cassettes.

Post:	304 stainless, 63 x 0.8 x 900mm high.
Base:	Weighted with stainless skirt.
Footprint:	330mm diameter.
Connection:	Portable freestanding.
Belt:	Retractable 2 metre 4-way.
Weight:	8kgs.
Installation:	Not required.
Assembly:	Single M10 bolt (supplied).

PART No.	DESCRIPTION
NBEL-BLK	Neata Belt Econoline Portable post – Black
NBEL-BLU	Neata Belt Econoline Portable post – Blue
NBEL-RED	Neata Belt Econoline Portable post – Red
NBEL-YEL	Neata Belt Econoline Portable post – Yellow
NBEL-BUR	Neata Belt Econoline Portable post – Burgundy
NBEL-BY	Neata Belt Econoline Portable post – Black/Yellow
NBEL-RW	Neata Belt Econoline Portable post – Red/White



BELT POSTS Extreme Portable

The Neata Extreme is the perfect retractable belt barrier for tough, industrial-type environments. The UPVC post with moulded rubber base means the Extreme can be used indoors or outdoors in any conditions and is incredibly stable. The non-marking rubber base is gentle on floors.

Post:	Yellow UPVC, 63 x 1.6 x 950mm high.
Base:	Moulded rubber.
Footprint:	380mm diameter.
Connection:	Portable freestanding.
Belt:	Retractable 2 metre 4-way.
Weight:	8.5kgs.
Installation:	Not required.
Assembly:	Single M10 bolt (supplied).

PART No.	DESCRIPTION
NBEX-BLK	Neata Belt Extreme Portable post – Black
NBEX-BLU	Neata Belt Extreme Portable post – Black
NBEX-RED	Neata Belt Extreme Portable post – Red
NBEX-YEL	Neata Belt Extreme Portable post – Yellow
NBEX-BUR	Neata Belt Extreme Portable post – Burgundy
NBEX-BY	Neata Belt Extreme Portable post – Black/Yellow
NBEX-RW	Neata Belt Extreme Portable post – Red/White



ROPE POSTS In-Floor Flexi

The unique in-floor sleeves mean these posts can be deployed, removed or repositioned at any time by staff while remaining tamper resistant to the public. Incorporating a world first impact absorbing design that allows it to tilt on impact by up to 10 degrees in any direction and return to its original position without damage. Furthermore, the design increases available floor space by up to 30%, improving wheelchair access and reducing tripping hazards and results in a safer, tamper-proof system.

Post:	316 stainless, 63 x 1.6 x 950mm high.
Base:	Threaded in-floor stainless steel sleeve.
Footprint:	65mm diameter.
Connection:	Flexible, impact absorbing.
Hook:	1, 2, 3 or 4 way snap hooks.
Weight:	3.2kgs.
Installation:	Core drilled in-floor sleeve (sold separately).

PART No.	DESCRIPTION
NHIF-1WAY	Neata Rope In-Floor Flexi post – 1 way
NHIF-2WAY	Neata Rope In-Floor Flexi post – 2 way
NHIF-3WAY	Neata Rope In-Floor Flexi post – 3 way
NHIF-4WAY	Neata Rope In-Floor Flexi post – 4 way



ROPE POSTS Surface Mount Flexi

The stainless steel surface mounted base plate is permanently fixed to the floor. Suitable for timber floors or anywhere in-floor sleeves are not appropriate. Incorporates world first impact absorbing design that allows it to tilt on impact by up to 10 degrees in any direction and return to its original position without damage. Furthermore, the design increases available floor space by up to 30%, improving wheelchair access and reducing tripping hazards and results in a safer, tamper-proof system.

Post:	316 stainless, 63 x 1.6 x 950mm high.
Base:	150 dia x 6mm thick stainless steel plate.
Footprint:	150mm diameter.
Connection:	Flexible, impact absorbing.
Hook:	1, 2, 3 or 4 way snap hooks.
Weight:	5.2kgs.
Installation:	3 fixings per post (sold separately).

PART No.	DESCRIPTION
NHSMF-1WAY	Neata Rope Surface Mount Flexi post – 1 way
NHSMF-2WAY	Neata Rope Surface Mount Flexi post – 2 way
NHSMF-3WAY	Neata Rope Surface Mount Flexi post – 3 way
NHSMF-4WAY	Neata Rope Surface Mount Flexi post – 4 way



ROPE POSTS Slimline Portable

An ultra low profile base that minimizes intrusion while maximizing stability. At 8mm high, wheelchairs, strollers and suitcases can easily navigate over the base. Slimline is our premium portable post and base unit. It is manufactured from 304 stainless steel and has a padded underside for protecting sensitive floors.

Post:	304 stainless, 63 x 1.6 x 950mm high.
Base:	370 dia x 8mm stainless steel.
Footprint:	370mm diameter.
Connection:	Portable freestanding.
Hook:	1, 2, 3 or 4 way snap hooks.
Weight:	9.6kgs.
Installation:	Not required.
Assembly:	Single M10 bolt (supplied).

PART No.	DESCRIPTION
NHSL-1WAY	Neata Rope Slimline Portable post – 1 way
NHSL-2WAY	Neata Rope Slimline Portable post – 2 way
NHSL-3WAY	Neata Rope Slimline Portable post – 3 way
NHSL-4WAY	Neata Rope Slimline Portable post – 4 way



ROPE POSTS Highline Portable

Highline is our most popular selling portable post and base barrier. The moulded rubber base is covered with a 304 grade spun stainless steel skirt for a high quality finish. The non-marking rubber base is gentle on floors and make the post extremely stable.

Post:	304 stainless, 63 x 1.6 x 950mm high.
Base:	Moulded rubber with stainless skirt.
Footprint:	380mm diameter.
Connection:	Portable freestanding.
Hook:	1, 2, 3 or 4 way snap hooks.
Weight:	10.5kgs.
Installation:	Not required.
Assembly:	Single M10 bolt (supplied).

PART No.	DESCRIPTION
NHHL-1WAY	Neata Rope Highline Portable post – 1 way
NHHL-2WAY	Neata Rope Highline Portable post – 2 way
NHHL-3WAY	Neata Rope Highline Portable post – 3 way
NHHL-4WAY	Neata Rope Highline Portable post – 4 way



ROPE POSTS Extreme Portable

The Neata Extreme is the barrier for tough industrial type environments. The UPVC post with moulded rubber base means the Extreme can be used indoors or outdoors in any conditions. The non-marking rubber base is gentle on floors and makes the post extremely stable. Accepts Neata ropes, plastic or metal chain.

Post:	Yellow UPVC, 63 x 1.6 x 950mm high.
Base:	Moulded rubber.
Footprint:	380mm diameter.
Connection:	Portable freestanding.
Hook:	1, 2, 3 or 4 way snap hooks.
Weight:	8.5kgs.
Installation:	Not required.
Assembly:	Single M10 bolt (supplied).

PART No.	DESCRIPTION
NHEX-1WAY	Neata Rope Extreme Portable post – 1 way
NHEX-2WAY	Neata Rope Extreme Portable post – 2 way
NHEX-3WAY	Neata Rope Extreme Portable post – 3 way
NHEX-4WAY	Neata Rope Extreme Portable post – 4 way



RAIL POST In-Floor Rigid

The unique in-floor sleeves mean these posts can be deployed, removed or repositioned if required. While these posts look identical to the 'In-floor Flexi' posts they have had the impact absorbing feature disabled as the rails require a rigid post. As rail posts can be fitted with a range of rail combinations which can also include in-fill panels they are made to order. The small footprint increases available floor space by up to 30%, improves wheelchair access and reduces tripping hazards.

Post:	316 stainless, 63 x 1.6 x 950mm high.
Rails:	75 x 10 x 1.6mm stainless steel.
Base:	Threaded in-floor stainless steel sleeve.
Footprint:	65mm diameter.
Connection:	Rigid.
Rails/In-fills:	Any configuration (made to order).
Weight:	3kgs (post only).
Installation:	Core drilled in-floor sleeve (sold separately).

PART No.	DESCRIPTION
NRLIR	Neata Rail In-Floor Rigid post
NFR-100	1 metre stainless steel rail with fittings
NFR-150	1.5 metre stainless steel rail with fittings
NFR-200	2 metre stainless steel rail with fittings



RAIL POST Surface Mount Rigid

A surface mounted rigid rail post for permanent placement or for installation into timber floors. While these posts look identical to the 'Surface Mount Flexi' posts they have had the impact absorbing feature disabled, as the rails require a rigid post. As rail posts can be fitted with a range of rail combinations which can also include in-fill panels they are made to order. The small footprint increases available floor space by up to 30%, improves wheelchair access and reduces tripping hazards.

Post:	316 stainless, 63 x 1.6 x 950mm high.
Rails:	75 x 10 x 1.6mm stainless steel.
Base:	150 dia x 6mm thick stainless steel plate.
Footprint:	150mm diameter.
Connection:	Rigid.
Rails/In-fills:	Any configuration (made to order).
Weight:	5kgs (post only).
Installation:	3 fixings per post (sold separately).

PART No.	DESCRIPTION
NRLSMR	Neata Rail Surface Mount Rigid post
NFR-100	1 metre stainless steel rail with fittings
NFR-150	1.5 metre stainless steel rail with fittings
NFR-200	2 metre stainless steel rail with fittings



PLAIN POSTS In-Floor Flexi or Rigid

The unique in-floor sleeves mean these posts can be deployed, removed or repositioned at any time by staff while remaining tamper resistant to the public. Neata Airport plain posts are available with our world first flexible impact absorbing feature. This allows them to tilt up to 10 degrees on impact. Alternatively, they can be specified with a rigid connection. Furthermore, the design increases available floor space by up to 30%, improving wheelchair access and reducing tripping hazards and results in a safer, tamper-proof system.

Post:	316 stainless, 63 x 1.6 x 950mm high.
Base:	Threaded in-floor stainless steel sleeve.
Footprint:	65mm diameter.
Connection:	Flexible, impact absorbing or Rigid.
Weight:	3.2kgs.
Installation:	Core drilled in-floor sleeve (sold separately).

PART No.	DESCRIPTION
NPIF	Neata Plain In-Floor Flexi post
NPIR	Neata Plain In-Floor Rigid post



PLAIN POSTS Surface Mount Flexi or Rigid

The stainless steel surface mounted base plate is permanently fixed to the floor. Suitable for timber floors or anywhere in-floor sleeves are not appropriate. Neata Airport surface mount posts are available with our world first flexible impact absorbing feature. This allows them to tilt up to 10 degrees on impact. Alternatively, they can be specified with a rigid connection. Furthermore, the design increases available floor space by up to 30%, improving wheelchair access, reduces tripping hazards and is tamper proof for improved safety. Plain posts can be slotted if necessary to accept a range of accessories.

Post:	316 stainless, 63 x 1.6 x 950mm high.
Base:	150 dia x 6mm stainless steel.
Footprint:	150mm diameter.
Connection:	Flexible, impact absorbing or Rigid.
Slots	Any configuration (made to order).
Weight:	5.2kgs (post only).
Installation:	3 fixings per post (sold separately).

PART No.	DESCRIPTION
NPSMF	Neata Plain Surface Mount Flexi post
NPSMR	Neata Plain Surface Mount Rigid post



Angled model shown

AIRPORT POSTS

Post Mount Sign Holder

Vertical or angled sign holders which can view any laser printed messages from both sides. Clamps to 63mm Airport post.

PART No.	DESCRIPTION
NASH-A4APM	Neata Airport sign holder – A4 Angled post mount
NASH-A4SPM	Neata Airport sign holder – A4 straight post mount



SIGN HOLDER

Surface Mount

Surface mount model for desktop applications these sign holders can display any laser printed messages and can be viewed from both sides.

PART No.	DESCRIPTION
NSH-A4SM	Neata sign holder – A4 Surface mount



SIGN HOLDER

Wall Mount

The quick release acrylic panel receives any laser printed message or sign. Mounts securely to any flat wall surface.

PART No.	DESCRIPTION
NSH-A4WM	Neata sign holder – A4 wall mount



AIRPORT POSTS

Post Mount Brochure Holder

A4 brochure holders hold up to 100 A4 sheets. Clamps to 63mm Airport post without interfering with the belt operation.

PART No.	DESCRIPTION
NABH-A4PM	Neata Airport brochure holder – A4 Post mount



BROCHURE HOLDER

Surface Mount

Freestanding model for desktop applications. These A4 brochure holders are a classy and discrete way to hold up to 150 A4 sheets. Can be surface mounted if necessary.

PART No.	DESCRIPTION
NBH-A4SM	Neata Airport brochure holder – A4 Surface mount



BROCHURE HOLDER

Wall Mount

Wall mounted A4 brochure holders are a classy and discrete way to hold up to 150 A4 sheets. Mounts securely to any flat wall surface.

PART No.	DESCRIPTION
NBH-A4WM	Neata brochure holder – A4 Wall mount
NBM	Neata base mount



80MM KNOCK-IN SLEEVES

For use with 'In-Floor' posts. The NK80 is a flush finish 316 stainless steel in-floor mechanical anchor with an M20 internal thread. The anchor is placed in a 25mm diameter by 85mm deep hole. Using the correct setting tool and a few hammer blows the anchor is expanded in the hole to create a positive hold down point. Supplied with a press fit flush cap.

PART No.	DESCRIPTION
NK80-FS	Knock-In floor sleeve with cap
NK80-CS	Knock-In sleeve with cap
NK80-ST	NK80 setting tool (one)
NKCAP	Additional plastic Neata cap
NKCAP-SS	Optional stainless screw-in cap



50MM EPOXY SLEEVES

For use with 'In-Floor' posts. The NE50-FS and NE50-CS are flush finish in-floor chemical anchors with an M20 internal thread. They have been designed for shallow embedment requiring only a 50mm deep hole. Machined from marine grade 316 stainless steel they are fixed into a 35mm diameter hole using a two-part epoxy adhesive. Supplied with a press fit flush cap.

PART No.	DESCRIPTION
NE50-FS	50mm epoxy sleeve with cap
NE50-CS	50mm epoxy carpet sleeve with cap
NKCAP	Additional plastic Neata cap
NKCAP-SS	Optional stainless screw-in cap



150MM EPOXY SLEEVES

For use with 'In-Floor' posts. The NE150-FS and NE150-CS are flush finish in-floor chemical anchors with an M20 internal thread. They have been designed for deeper embedment. Machined from marine grade 316 stainless steel they are fixed into a 35mm diameter hole using a two-part epoxy adhesive. Supplied with a press fit flush cap.

PART No.	DESCRIPTION
NE150-FS	150mm epoxy sleeve with cap
NE150-CS	150mm epoxy carpet sleeve with cap
NKCAP	Additional plastic Neata cap
NKCAP-SS	Optional stainless screw-in cap



POST LOCKING TOOL

The Neata post locking tool serves two purposes. Firstly, it is used to lock and release in-floor posts from the ground and secondly, it is used for removing the flush caps from the in-floor sleeves. One locking tool is supplied with every order for Neata in-floor posts, however additional tools are available.

Manufactured from laser cut mild steel with a zinc plated finish and plastic coating grip.

PART No.	DESCRIPTION
NLT	Neata post locking tool



BRAIDED ROPES

A selection of high quality braided ropes in a range of colours with machined stainless steel end ferrules. Our standard ropes are made to suit 2 metre post centres. However custom made ropes can be made in any length up to 2.5 metres.

PART No.	DESCRIPTION
NROPE-BLK	2 metre rope – Black
NROPE-BLU	2 metre rope – Blue
NROPE-RED	2 metre rope – Red
NROPE-BUR	2 metre rope – Burgundy
NRCUS-BLK	Custom rope – Black
NRCUS-BLU	Custom rope – Blue
NRCUS-RED	Custom rope – Red
NRCUS-BUR	Custom rope – Burgundy



CHAIN

For use with rope posts. Two chain types are available, either plastic or stainless steel. The economical 6mm plastic chain is sold in 25 metre rolls. While the high quality 6mm stainless steel chain is sold loose by the metre.

PART No.	DESCRIPTION
PC6R-R	6mm plastic chain – Red roll
PC6Y-R	6mm plastic chain – Yellow roll
PC6RW-R	6mm plastic chain – Red/White roll
PC6W-R	6mm plastic chain – White roll
SSC6	6mm stainless steel chain/mtr



CASSETTE CLIPS

These two injection moulded nylon clips can be retro-fitted to any existing Neata post. The hook clip (NCHC-BN), above left, allows for the inclusion of rope/chain connection points to existing belt or rail posts. The blanking clip (NCBC-BN), above right, can be used to replace unwanted belt receiver clips on posts, thereby eliminating snag points to passing pedestrians.

PART No.	DESCRIPTION
NCBC-BN	Cassette blanking clip
NCHC-BN	Cassette hook clip



WALL RECEIVER (HOOK)

Wall receivers allow ropes and chains to be terminated at any wall or post etc. All Neata braided ropes and chains are compatible with these wall receivers. They are injection moulded from Black nylon and are attached with two self tapping screws provided.

PART No.	DESCRIPTION
NHWR	Hook wall mount receiver



WALL RECEIVER (BELT)

Wall receivers allow belts to be terminated at any wall or post etc. All Neata belt posts and wall mount belt barriers are compatible with these wall receivers. They are injection moulded from Black nylon and attached with two self tapping screws provided.

PART No.	DESCRIPTION
NBWR	Belt wall mount receiver



REPLACEMENT CASSETTES

Although our belt cassettes are very reliable, they are often installed in high-traffic pedestrian areas and as such can be subjected to a great deal of abuse. With Neata posts and wall mounts, damaged cassettes can be replaced in minutes using only a screw driver. Replacement cassettes are sold as a complete unit available in a range of colours.

PART No.	DESCRIPTION
NRBC-BLK	Belt cassette – Black
NRBC-BLU	Belt cassette – Blue
NRBC-RED	Belt cassette – Red
NRBC-YEL	Belt cassette – Yellow
NRBC-BUR	Belt cassette – Burgundy
NRBC-BY	Belt cassette – Black/Yellow
NRBC-RW	Belt cassette – Red/White



BELT PRINTING

Printing can be single or double sided and is limited to a maximum of two colours per side. All custom printing requires a minimum of 25 metres. Please refer to our customer service staff for more information.

PART No.	DESCRIPTION
NSP2	Custom printing of belt per metre
NSP-C	"Caution" – Black/Yellow
NSP-CNE	"Caution No Entry" – Black/Yellow
NSP-DNE	"Do Not Enter" – Black/Yellow
NDP-NE	"No Entry" – Red/White



POST STORAGE TROLLEY

A heavy duty mobile trolley for the storage and handling of up to 40 in-floor Neata posts. Swivelling and locking castors ensure the fully loaded trolley is stable and easy to manoeuvre. The folding handle allows the trolley to be stored in a minimum amount of space when not in service.

PART No.	DESCRIPTION
NST-40	Storage trolley for 40 in-floor posts

NEATA GALLERY BARRIERS



‘Neata Gallery’ is a high-end, discrete crowd management system designed for galleries and exhibition spaces where it is the display that’s on show not the barrier system.

Three mounting systems, two post heights and a range of accessories ensures ‘Neata Gallery’ has the flexibility to cope with any situation.

1. Discrete 5mm elasticated cord in a range of colours and our unique cord locking system keeps the system under constant tension.
2. Neata in-floor mounting system means the footprint of Gallery can be as small as 32mm in diameter. With the posts removed the floor is left capped and flush. Freestanding and surface mount models also available.
3. A range of accessories including cast aluminium quick-fit sign holders, brochure holders and wall receivers.
4. All Neata Gallery posts, bases and in-floor sleeves and manufactured from polished marine grade 316 stainless steel.



NG450IF-SS

NG900IF-SS

GALLERY POSTS In-Floor

Permanent but removable, constant clean lines, discrete, space saving, no tripping hazards and flush capped floors when the posts are removed. These are all qualities of the Gallery in-floor system.

The posts simply screw into the sleeves achieving a clean, clutter free system that never needs alignment or constant adjustment and delivers maximum access and clear circulation for wheel chairs and strollers. An additional benefit is that Gallery In-floor posts don’t need to be removed for floor cleaning, which saves time. Used with our 5mm elasticated cord, choose between the 450mm or 900mm high models.

Post: 316 stainless, 32 x 1.6 x 450 or 900mm high.

Base: Threaded in-floor stainless sleeve.

Footprint: 32mm diameter.

Connection: M20 thread into floor sleeve.

Barrier type: 5mm elasticated cord.

Weight: 450mm – 0.85kg post only.
900mm – 1.35kgs post only.

Installation: Core drilled in-floor sleeve (Sleeves sold separately, see page 51).

PART No.	DESCRIPTION
NG450IF-SS	Neata Gallery In-Floor post – 450mm (0.85kg)
NG900IF-SS	Neata Gallery In-Floor post – 900mm (1.35kgs)



NG450SM-SS

NG900SM-SS

GALLERY POSTS Surface Mount

Gallery Surface Mount can be securely fixed to any surface including timber floors. The 100mm diameter base plate is screwed to the floor and concealed with a polished 316 stainless steel cover plate. The posts simply screw onto the base plate achieving a clean, clutter free system that never needs alignment or constant adjustment. Compared with freestanding barriers, these deliver vastly improved access and clear circulation for wheel chairs and strollers. An additional benefit is that Gallery Surface Mount barriers are not removed for floor cleaning, a major time saving.

Available in 450mm and 900mm high models.

Post:	316 stainless, 32 x 1.6 x 450 or 900mm high.
Base:	316 stainless skirt over 8 x 100mm zinc plated mild steel plate.
Footprint:	100mm diameter.
Connection:	M10 stud into base plate.
Barrier type:	5mm elasticated cord.
Weight:	450mm – 1.35kgs post & base. 900mm – 1.85kgs post & base.
Installation:	3 concealed fixings (sold separately).

PART No.	DESCRIPTION
NG450SM-SS	Neata Gallery Surface Mount post & base – 450mm (1.35kgs)
NG900SM-SS	Neata Gallery Surface Mount post & base – 900mm (1.85kgs)



NG450SL-SS

NG900SL-SS

GALLERY POSTS Slimline Portable

Elegant 16mm thick Slimline base, portability, flexibility, stainless steel finish. These are all qualities of the Gallery Slimline Portable system. Gallery Slimline barriers can be quickly positioned and removed for short term crowd management or temporary exhibitions. The 16mm thick by 250mm diameter steel base plate is dressed with a polished 316 stainless steel cover plate while the base is fitted with cushioned pads to protect sensitive floors. Used with our 5mm elasticated cord, choose between the 450mm or 900mm high models.

Post:	316 stainless, 32 x 1.6 x 450 or 900mm high.
Base:	316 stainless skirt over 16 x 250mm zinc plated mild steel plate.
Footprint:	250mm diameter.
Connection:	M10 stud into base plate.
Barrier type:	5mm elasticated cord.
Weight:	450mm – 7.2kgs post & base. 900mm – 7.7kgs post & base.
Assembly:	Single M10 bolt (supplied).

PART No.	DESCRIPTION
NG450SL-SS	Neata Gallery Slimline Portable post & base – 450mm (7.2kgs)
NG900SL-SS	Neata Gallery Slimline Portable post & base – 900mm (7.7kgs)



Angled model shown

GALLERY POSTS

Post Mount Sign Holder

Vertical or angled sign holders which can view any laser printed messages from both sides. Clamps to 32mm Gallery post.

PART No.	DESCRIPTION
NGSH-A4APM	Neata Gallery sign holder – A4 Angled post mount
NGSH-A4SPM	Neata Gallery A4 sign holder – A4 Straight post mount



SIGN HOLDER

Surface Mount

Surface mount model for desktop applications these sign holders can display any laser printed messages and can be viewed from both sides.

PART No.	DESCRIPTION
NSH-A4SM	Neata sign holder – A4 Surface mount



SIGN HOLDER

Wall Mount

The quick release acrylic panel receives any laser printed message or sign. Mounts securely to any flat wall surface.

PART No.	DESCRIPTION
NSH-A4WM	Neata sign holder – A4 Wall mount



GALLERY POSTS

Post Mount Brochure Holder

Vertical or angled A4 brochure holders hold up to 100 A4 sheets. Clamps to 32mm Gallery post without interfering with the elasticated cord.

PART No.	DESCRIPTION
NGBH-A4PM	Neata Gallery brochure holder – A4 Post mount



BROCHURE HOLDER

Surface Mount

Freestanding model for desktop applications these A4 brochure holders are a classy and discrete way to hold up to 150 A4 sheets. Can be surface mounted if necessary.

PART No.	DESCRIPTION
NBH-A4SM	Neata brochure holder – A4 Surface mount



BROCHURE HOLDER

Wall Mount

Wall mounted A4 brochure holders are a classy and discrete way to hold up to 150 A4 sheets. Mounts securely to any flat wall surface.

PART No.	DESCRIPTION
NBH-A4WM	Neata brochure holder – A4 Wall mount
NBM	Neata base mount



WALL RECEIVER

The Neata Gallery wall receiver is a two piece design machined from solid marine grade 316 stainless steel. The base is internally screwed to the wall or cabinet etc., the elasticated cord passes through the cap and is knotted. The cap then screws into the base resulting in a very elegant and compact receiver with no visible fixings. **For use with our 5mm elasticated cord.**

PART No.	DESCRIPTION
NGWR-SS	Neata Gallery S/S wall receiver



ELASTICATED CORD

The Neata Gallery system uses a 5mm elasticated cord to provide a clean unobtrusive barrier. The cord is stretched between the Gallery posts with just enough tension to hold it straight and avoid the saggy look of most rope barriers. The cord is available in four standard colours and is sold in 100 metre rolls.

PART No.	DESCRIPTION
NGEC-BLK	Elasticated cord 5mm – Black
NGEC-RED	Elasticated cord 5mm – Red
NGEC-BLU	Elasticated cord 5mm – Blue
NGEC-GREY	Elasticated cord 5mm – Grey



80MM KNOCK-IN SLEEVES

For use with 'In-Floor' posts. The NK80 is a flush finish 316 stainless steel in-floor mechanical anchor with an M20 internal thread. The anchor is placed in a 25mm diameter by 85mm deep hole. Using the correct setting tool and a few hammer blows the anchor is expanded in the hole to create a positive hold down point. Supplied with a press fit flush cap.

PART No.	DESCRIPTION
NK80-FS	Knock-In floor sleeve with cap
NK80-CS	Knock-In sleeve with cap
NK80-ST	NK80 setting tool (one)
NKCAP	Additional plastic Neata cap
NKCAP-SS	Optional stainless screw-in cap



50MM EPOXY SLEEVES

For use with 'In-Floor' posts. The NE50-FS and NE50-CS are flush finish in-floor chemical anchors with an M20 internal thread. They have been designed for shallow embedment requiring only a 50mm deep hole. Machined from marine grade 316 stainless steel they are fixed into a 35mm diameter hole using a two-part epoxy adhesive. Supplied with a press fit flush cap.

PART No.	DESCRIPTION
NE50-FS	50mm epoxy sleeve with cap
NE50-CS	50mm epoxy carpet sleeve with cap
NKCAP	Additional plastic Neata cap
NKCAP-SS	Optional stainless screw-in cap



150MM EPOXY SLEEVES

For use with 'In-Floor' posts. The NE150-FS and NE150-CS are flush finish in-floor chemical anchors with an M20 internal thread. They have been designed for deeper embedment. Machined from marine grade 316 stainless steel they are fixed into a 35mm diameter hole using a two-part epoxy adhesive. Supplied with a press fit flush cap.

PART No.	DESCRIPTION
NE150-FS	150mm epoxy sleeve with cap
NE150-CS	150mm epoxy carpet sleeve with cap
NKCAP	Additional plastic Neata cap
NKCAP-SS	Optional stainless screw-in cap



POST STORAGE TROLLEY

A heavy duty mobile trolley for the storage and handling of up to 40 in-floor Neata posts. Swivelling and locking castors ensure the fully loaded trolley is stable and easy to manoeuvre. The folding handle allows the trolley to be stored in a minimum of space when not in service.

PART No.	DESCRIPTION
NST-40	Storage trolley for 40 in-floor posts



SKIPPER Retractable Tape Barrier

Features:

- Full 9 metre retractable tape.
- Push button tape lock to prevent tampering.
- Tough, corrosion proof moulded housing.
- Four way connectivity.
- Unique belt clip allows belt to hook back onto itself.
- Fits standard 1 metre traffic cones or UPVC posts.
- High visibility Red/White or Black/Yellow tape.
- Wall mount bracket available.
- Optional emergency light.
- Optional sign holders and signs.

Material: Housing – High impact polypropylene.
Tape – Reinforced nylon with water repellent coating.

Tape Finish: Red/White or Black/Yellow diagonal stripes.

Tape Length: 9 metres.

Housing: 250mm high x 150mm in diameter.

Weight: 0.88kg.



PART No.	DESCRIPTION
SKIP-RW	Skipper retractable barrier 9 metre – Red/White
SKIP-BY	Skipper retractable barrier 9 metre – Black/Yellow
SKBELT-BY	Skipper replacement belt – Black/Yellow
SKBELT-RW	Skipper replacement belt – Red/White



SKIPPER One Metre Cone*

A one metre high stackable cone manufactured from tough polyethylene with a heavy rubber base for stability and reflective collar for improved visibility. Skipper simply fits over the cone and can be screw fixed for extra security if required. Belt height 1090mm.

*Skipper not included

PART No.	DESCRIPTION
BTC1000R	Skipper cone – 1 metre high



SKIPPER Post & Base*

A post & base unit designed to accept the Skipper unit. The UPVC posts are available in Yellow or grey and are 63.5mm in diameter. The heavy rubber base offers stability. Belt height 990mm.

*Skipper not included

PART No.	DESCRIPTION
SKPBY	Skipper post & base – Yellow
SKPBG	Skipper post & base – Grey



SKIPPER Cone Mount Receiver Unit

This receiver unit is a press fit onto our 1 metre cone. For extra security use the fixing screws provided. Features include solid aluminium construction with anodised finish and two-way connectivity allowing two Skipper units to span up to 18 metres. A twist and lock cap prevents belts dislodging in windy conditions.

PART No.	DESCRIPTION
SKRCA	Skipper cone mount receiver unit (order separately)



SKIPPER Receiver Post & Base

A receiver post to compliment the Skipper post & base above. Features include solid aluminium construction, anodised finish and two-way connectivity. A twist and lock cap prevents belts dislodging in windy conditions. (Includes post, base and receiver head).

PART No.	DESCRIPTION
SKPRP-Y	Skipper receiver post & base – Yellow
SKPRP-G	Skipper receiver post & base – Grey



SKIPPER Wall Mount Bracket*

The Skipper wall mount bracket allows Skippers to be used without the need for cones or posts and can be mounted to walls or columns. It is manufactured from heavy steel components and zinc plated to resist rust.

*Skipper not included

PART No.	DESCRIPTION
SKWM	Skipper wall mount bracket



SKIPPER Wall Mount Receiver Unit

This belt receiver unit can be mounted to any wall or column. It is compatible with Skippers mounted on cones, post & base units or wall mount brackets. Manufactured from aluminium with an anodised finish, it is both compact and attractive. Magnetic receiver clip available for fixing to vehicles and metal shelving.

PART No.	DESCRIPTION
SKRC	Skipper wall mount receiver unit
SKMAG	Skipper magnetic receiver clip



SKIPPER Sign Holder Bracket

The Skipper sign holder bracket is injection moulded from durable ABS plastic. It attaches to the top of the Skipper cap with a single screw and nyloc nut (supplied). Mounting of the bracket requires a 5mm hole to be drilled into the top of the Skipper cap. Once installed the bracket accommodates A4 or A5 sign holders listed below.

PART No.	DESCRIPTION
SSHB	Skipper sign holder bracket
NSH-A4	A4 sign holder assembly
NSH-A5	A5 sign holder assembly



SKIPPER Light

A multifunction LED warning light that is fully rechargeable. Powered by six AA Batteries (not included), it is switchable between permanent or flashing mode. It also has a light sensor for automatic low light activation, which can be turned off. The light unit simply replaces the top housing cap on your existing Skipper for a fully integrated design.

Light and Skipper sold separately

PART No.	DESCRIPTION
SKLIGHT	Skipper multifunction light (Amber)



RETRACTA-BELT 7.6 METRE Wall Mount

Material: High-impact polycarbonate housing (Black).
Extension: 0 - 7.6 metres.
Delivery: Complete with fixings and wall receiver end.
Belt: Available in five standard colours.
Installation: Permanent, screw fixed.

PART No.	DESCRIPTION
RWM76-BYD	Retracta-Belt 7.6 metre wall mount – Black/Yellow (1.2kgs)
RWM76-RW	Retracta-Belt 7.6 metre wall mount – Red/White (1.2kgs)
RWM76-RD	Retracta-Belt 7.6 metre wall mount – Red (1.2kgs)
RWM76-YW	Retracta-Belt 7.6 metre wall mount – Yellow (1.2kgs)
RWM76-BK	Retracta-Belt 7.6 metre wall mount – Black (1.2kgs)
NBWR	Additional wall receiver



RETRACTA-BELT 7.6 METRE Magna Mount

Material: High-impact polycarbonate housing (Black).
Extension: 0 - 7.6 metres.
Delivery: Complete with magnetic base and belt clip.
Belt: Available in five standard colours.
Installation: Semi-permanent, magnetic fixed.

PART No.	DESCRIPTION
RMM76-BYD	Retracta-Belt 7.6 metre magna-mount – Black/Yellow (1.5kgs)
RMM76-RW	Retracta-Belt 7.6 metre magna-mount – Red/White (1.5kgs)
RMM76-RD	Retracta-Belt 7.6 metre magna-mount – Red (1.5kgs)
RMM76-YW	Retracta-Belt 7.6 metre magna-mount – Yellow (1.5kgs)
RMM76-BK	Retracta-Belt 7.6 metre magna-mount – Black (1.5kgs)



RETRACTABLE CONE TOPPA

Material: Polyethylene body with webbing belt.
Tape finish: Black/Yellow or Red/White diagonal stripes.
Tape length: 0 - 2.3 metres maximum.
Weight: 0.4kgs.
Delivery: Complete with fixings and wall receiver end.
Installation: Permanent, screw fixed or removable.

PART No.	DESCRIPTION
RBBY2.3	Retractable cone toppa 2.3 metre – Black/Yellow
RBRW2.3	Retractable cone toppa 2.3 metre – Red/White
NBWR	Additional wall receiver



RETRACTABLE CONE BELT

Material: Polycarbonate body with webbing belt.
Tape finish: Black/Yellow or Red/White diagonal stripes.
Tape length: 0 - 9 metres maximum.
Weight: 1 kg.
Delivery: Complete with fixings and wall receiver end.
Installation: Permanent, screw fixed or removable.

PART No.	DESCRIPTION
RBBY9	Retractable cone belt 9 metre – Black/Yellow
RBRW9	Retractable cone belt 9 metre – Red/White
NBWR	Additional wall receiver



BARRIER BELT REEL RC3000 Series

The RC3000 series Barrier Reels are ideally suited to industrial and commercial situations where a safety barrier is required to keep people from entering an unsafe or restricted area. The reel can simply be mounted on one wall, the barrier webbing then pulled across and placed onto a hook or bracket on the opposite wall or pillar. It can then be easily and quickly retracted when access is required by trucks or forklifts.

Features:

- Polypropylene mounting bracket supplied.
- 15 or 25 metres of Woven Tape.
- Swivel action follows user through 180°.
- Neat and tidy.
- Under constant tension.
- Positive rewind action.

Material: Polypropylene Copolymer, Brass, Spring Steel, Acetal, Nylon.


Tape length: 15 or 25 metres.

Tape type: 50mm Woven Tape.

Tape colour: Various.

Case colour: Yellow/Black.

Weight: 6kgs.



RC90SM-E

Note: 25 metre reels may not be held in stock.

PART No.	DESCRIPTION
RC3000/15	Hi-Vis Yellow webbing – 15 metres
RC3000/25	Hi-Vis Yellow webbing – 25 metres
RC3005/15	Black/Hi-Vis Yellow webbing – 15 metres
RC3005/25	Black/Hi-Vis Yellow webbing – 25 metres
RC3010/15	Red/White webbing – 15 metres
RC3010/25	Red/White webbing – 25 metres
RC3012/15	"Danger – Do Not Enter" – 15 metres
RC3012/25	"Danger – Do Not Enter" – 25 metres
RC90SM-E	RC mounting bollard 90 x 900mm – Surface mount
RCWR	Belt wall receiver for RC units



BARRIER AIR HOSE REEL RC2020/10/20

Improve the life span and safety of your air tools with the RC2020/10/20. Air tools are ready for immediate use, and it can be easily rewound when finished. Hoses can be kept out of the way by mounting the unit overhead or on a wall, or to a service vehicle. Once mounted the RC2020/10/20 can follow the user with a 180° swivel action. The latest design 'Positive Latching Mechanism,' which automatically locks the hose to the desired length, allows you to place the RC2020/10/20 in the best position for your workplace.

Features:

- Polypropylene mounting bracket supplied.
- 20 metres of quality Australian made hose.
- Swivel action follows user through 180°.
- Neat and tidy.
- Automatically locks hose to convenient length.
- Positive rewind action.

Material: Polypropylene Copolymer, Brass, Spring Steel, Acetal, Nylon.

Hose length: 20 metres premium hose.

Hose type: PVC.

Working pressure: 250 PSI (1.7 MPA).

Hose I.D.: 3/8" (10mm) Nominal.

Inlet size: 3/8" BSP.

Outlet size: 1/4" BSP Male.

Hose colour: Blue.

Case colour: Red/Black.

Weight: 9.5kgs.

PART No.	DESCRIPTION
RC2020/10/20	10mm industrial air hose reel – 20 metres
RC90SM-E	RC mounting bollard 90 x 900mm – Surface mount



The lightweight, durable panels with recessed reflective strips are easily handled by one person.



Rotating foot with fixing hole.



Sliding panel connector for uneven ground.



Q-Fence stillages store 20 panels and stack easily with a forklift.

CROWD-Q

Crowd-Q is a system of portable interlocking freestanding fence panels for crowd management. Crowd-Q is manufactured from super tough and light weight moulded polyethylene in high visibility Orange. Maximum panel openings of 80mm ensure small children are unable to climb through or under. Other features include stacking dimples, built-in reflective strips and low profile feet that rotate for transport or stacking. Panels link together to create continuous barricading for festivals, parades, sporting events and work sites.

Optional forklift stillages holding up to 20 Crowd-Q panels make handling and transporting simple and efficient.

Features:

- Child safe 80mm panel openings.
- Low profile rotating feet with fixing holes.
- Super tough polyethylene in Hi-Vis Orange.
- Light weight for ease of handling.
- Sliding panel connector for sloping ground.
- Built-in reflective panels.

Material: Moulded polyethylene.

Finish: Solid colour Hi-Vis Orange.

Height: 1000mm.


Length: 2130mm.

Thickness: 60mm.

Weight: 14kgs per unit (approx.)

Installation: Freestanding, linked panels.

PART No.	DESCRIPTION
CQ2130	Crowd-Q portable event fence
QFS	Q-Fence stackable forklift stillage – holds 20






ABOVE: Lightweight towing.
INSET: Standard 50mm trailer coupling.



ABOVE: Quick and easy loading and unloading.
INSET: Built-in cone carrier.



Q-Caddy ships flat-packed with instructions for simple DIY assembly.

Phone us or visit our website for more information!

Q-CADDY

Schools, universities, sporting organisations. In fact, anyone responsible for managing the movement of people or vehicles on private property will appreciate Q-Caddy's convenience and versatility. Q-Caddy is a rapid deployment crowd barrier system capable of carrying 20 of our Crowd-Q portable interlocking fence panels on a purpose designed lightweight trailer.

The trailer is fully galvanised, has wide turf tyres to protect sensitive sporting fields, and a quick hitch coupling for typical grounds keepers vehicles such as utility carts and ride-on mowers. There is even a built-in cone carrier attachment that holds up to ten 70mm traffic cones.

Features:

- Time saving convenience and versatility.
- Easily towed by typical grounds keepers vehicles.
- Quick hitch with low drawbar weight (20kgs approx).
- Carries 20 lightweight Crowd-Q panels (14kgs ea).
- Built-in cone carrier for up to 10 traffic cones.
- Fitted with a standard 50mm trailer coupling.
- Wide turf tyres to protect playing surfaces
- Hot dipped galvanised steel construction.
- Q-Caddy ships flat packed and requires simple assembly using only basic hand tools (all fixings supplied).

Material: RHS.

Finish: Hot dipped galvanised.

Height: 1500mm loaded (approx.)

Length: 3200mm loaded, overall.

Weight: 150kgs loaded (approx.)

Capacity: 20 Crowd-Q panels.

PART No.	DESCRIPTION
QCAD-20	Q-Caddy trailer complete with 20 panels
QCAD-T	Q-Caddy trailer only
QCAD-W	Q-Caddy replacement wheel
CQ2130	Crowd-Q additional panels
BTC450R	Fluoro cone with reflective sleeve 450mm
BTC700R	Fluoro cone with reflective sleeve 700mm

WARNING: TOWING HAZARD

- The Q-Caddy mobile barrier system is designed and intended for towing on private land only and should never be towed on public roads or highways.
- The Q-Caddy mobile barrier should not be towed at speeds exceeding 25km per hour.
- Drive safely. Be aware of the added length of the Q-Caddy trailer.
- Never ride or transport cargo on the Q-Caddy.



EVENT FENCE

Event Fence portable barrier is a system of interlocking freestanding fence panels. Simply link Event Fence panels together to create continuous barricading for festivals, parades, sporting events or work sites. Optional forklift stillage makes storage and transporting of Event fence panels simple and efficient.

Features:

- Fully welded steel construction, galvanised finish.
- Panels nest together when not in use to reduce storage space.
- Vertical bars eliminate climbing points.
- Panels are able to pivot at joins.
- Low profile, removable feet reduces tripping hazards.

Material: Steel construction, fully welded.

Finish: Hot dipped galvanised.

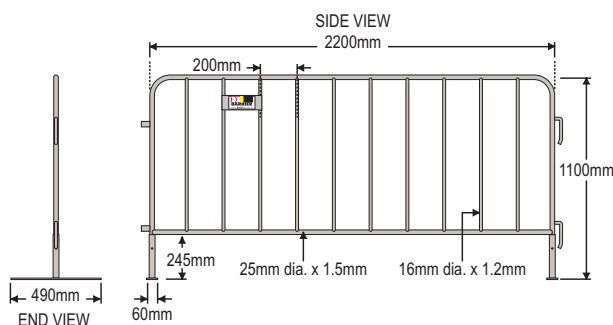
Height: 1100mm.

Length: 2200mm.

Width: 490mm.

Weight: 16kgs.

Installation: Freestanding panels, link together.
No tools required.



PART No.	DESCRIPTION
EF25/200	Event fence – standard duty
EFS	Event fence stackable forklift stillage – holds 30



EVENT FENCE STILLAGES

Features:

- Robust construction with galvanised finish.
- Designed for use with forklifts.
- Stackable to 4 units high.
- Each unit holds up to 30 Event Fence panels or 20 Q-Fence panels.
- Panels can be hand loaded by one person.

PART No.	DESCRIPTION
EFS	Event fence stackable forklift stillage – holds 30



BARRIER MESH

Features:

- Ideal for construction sites and sporting events.
- Manufactured from high strength polypropylene.
- U.V. stabilised and reusable.
- Star pickets and caps available.
- Bagged for protection and easy storage.
- Available in standard 1 x 50 metre long rolls.

PART No.	DESCRIPTION
BM8X	Barrier mesh 1 x 50 metres – Hi-Vis Orange
SP1350B	Star picket 1350mm – Black
SP1650B	Star picket 1650mm – Black
SPCAP	Star picket cap



PORTABLE PLASTIC FENCE BARRIER

A low cost portable and stackable plastic fence for crowd control or closing off worksites.

Manufactured from durable polyethylene in a high visibility Red/Orange colour.

Black feet made from recycled rubber rotate to the flat position for stacking.

Features:

- Hi-Vis Red/Orange super tough polyethylene barrier.
- Black recycled rubber feet rotate for flat packing.
- Lightweight for portability.
- High visibility colour with reflective panels.

Material:	Moulded polyethylene.
Finish:	Solid colour, Hi-Vis Red/Orange.
Height:	1000mm.
Length:	2000mm.
Weight:	13kgs.



PART No.	DESCRIPTION
PFB200	Portable plastic fence barrier 1000 x 2000mm (13kg)

Phone us or visit our website for more information!



PIT-PAL Portable Pit Surround

The Pit-Pal is a flexible pit surround consisting of four folding panels that can be configured to any shape. The swivelling feet also allows Pit-Pal to be used in a straight line. Available in either 1250 or 1500mm models.

Features:

- High visibility polyethylene with reflective inserts.
- Comes as a set of four panels.
- Flat packs for easy handling and storage.
- Can be configured to any shape.
- Available in either 1250 or 1500mm models.

Material:	Moulded polyethylene.
Finish:	Solid colour, Hi-Vis Orange.
Height:	1000mm.
Length:	1250 or 1500mm.
Weight:	5kg or 6kg.



PART No.	DESCRIPTION
PP1250	Four-sided pit surround 1250mm square – Hi-Vis Orange
PP1500	Four-sided pit surround 1500mm square – Hi-Vis Orange

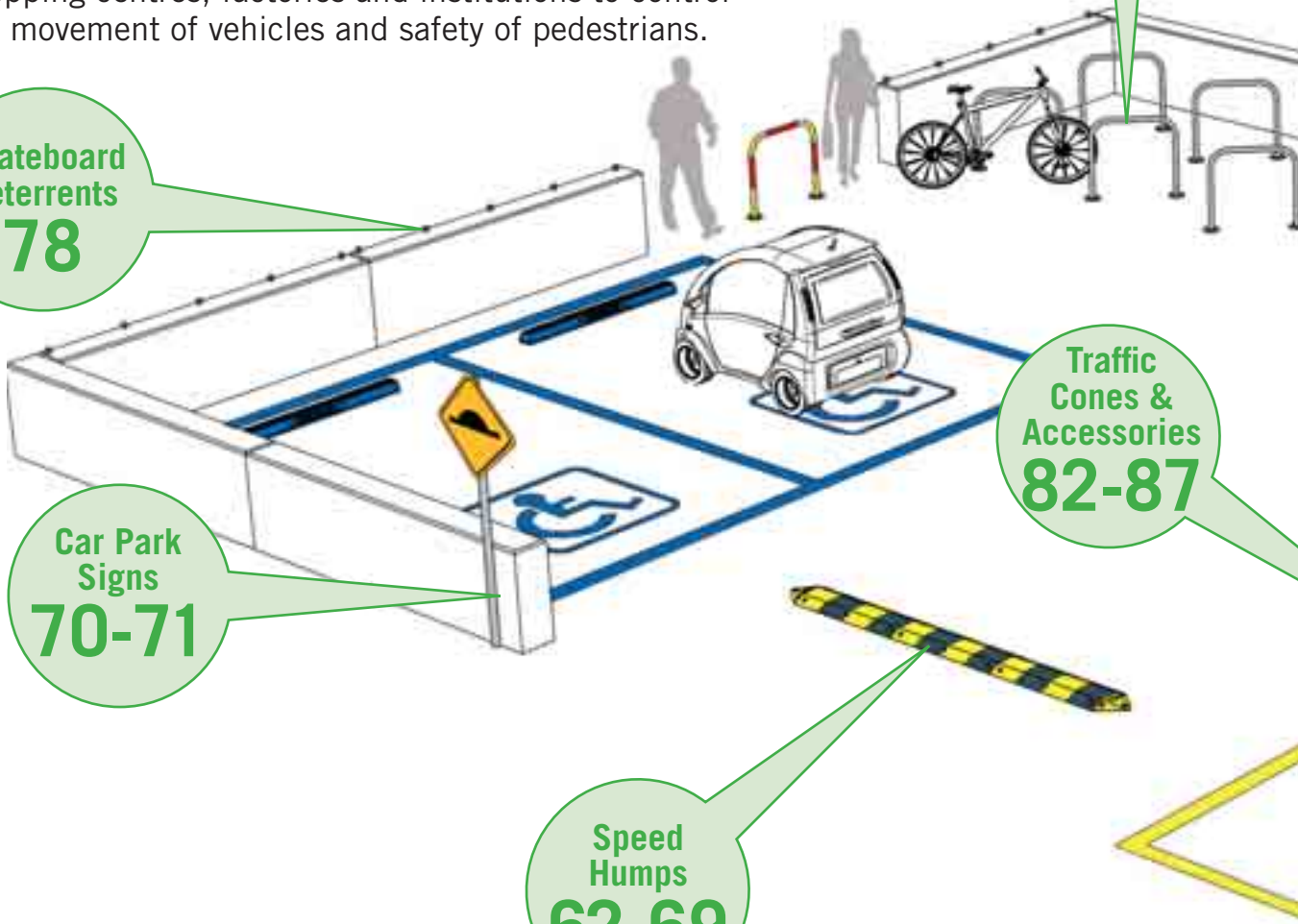
**Bike Racks
& Rails
76-78**

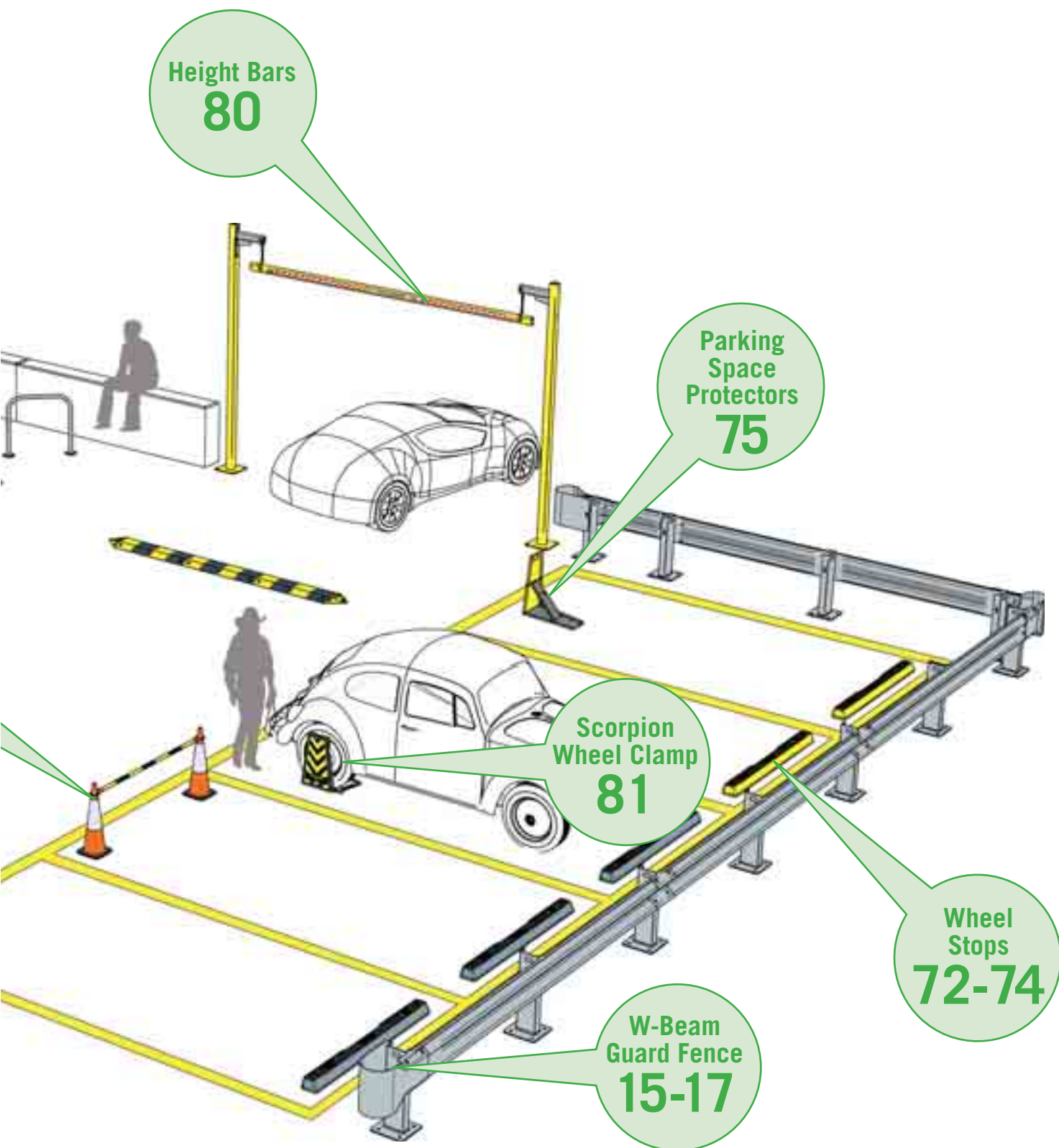
Skateboard Deterrents

Car Park Signs 70-71

**Traffic
Cones &
Accessories
82-87**

Speed
Humps
62-69





NEW TO VEHICLE & PARKING:



Car Park
Signs



The Zephyr



Wheel Chock
Range Expanded



Skateboard
Stops



SPEED HUMP SELECTION CHART

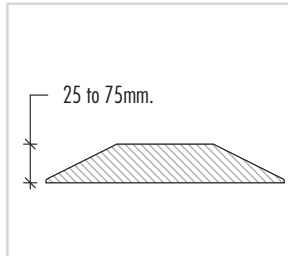
Note: This table is intended as a guide only to assist in selection.

It is the purchaser's responsibility to determine the suitability for their intended use.

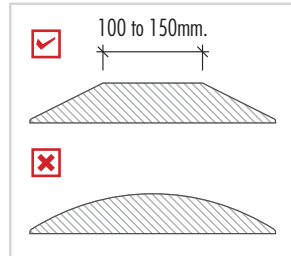
AUSTRALIAN STANDARDS FOR SPEED HUMPS AS/NZS 2890.1:2004 The speed humps in this table have all been designed to comply fully with the requirements of "type 2" speed humps as set out in AS/NZS 2890.1:2004 (see page 63 for design details).	SM1000HD Slo-Motion Heavy Steel	SM1000 Slo-Motion Standard Steel	SMC250 Slo-Motion Compliance	SME50 Economy Rubber 50mm
ALWAYS SPECIFY THE TYPE AND CONDITION OF THE ROAD SURFACE WHERE THE SPEED HUMP YOU ORDER IS TO BE INSTALLED				
Design complies with AS/NZS 2890.1:2004 'type 2' speed humps	Yes	Yes	Yes	Yes
Performance rating	Extra Heavy	Heavy	Extra Heavy	Medium
Maximum recommended load per axle	20 tonnes	10 tonnes	20 tonnes	5 tonnes
Suitable for constant heavy vehicle traffic (Incl. truck & bus)	Yes	No	Yes	No
Suitable for high volume car and some truck traffic	Yes	Yes	Yes	No
Suitable for low volume car traffic or short term use	Yes	Yes	Yes	Yes
Made from materials that are readily recyclable	Yes	Yes	Yes	No
Material (body modules)	Fabricated steel	Fabricated steel	Polyethylene	Recycled rubber
Resistance to fading over three years	Good	Good	Excellent	Poor
Weight per metre (kgs)	24.5kgs	16.5kgs	7.2kgs	16kgs
End caps (sold in pairs)	Steel	Rubber or steel	Polyethylene	Recycled rubber
Fixings per metre	6	4	8	8
Fixings supplied (M10 x 90mm coach bolts with Hilti plugs)	Yes	Yes	Yes	Yes
Concrete screw bolts available	Optional	Optional	Optional	Optional
Gravel spikes available (300mm)	Optional	Optional	Optional	Optional
Width of hump (direction of travel)	350mm	350mm	360mm	340mm
Height of hump	55mm	52mm	60mm	50mm
No. of modules per metre	1 x 1m	1 x 1m	4 x 250mm	4 x 250mm
500mm modules available	Yes	Yes	N/A	N/A

PLEASE NOTE:

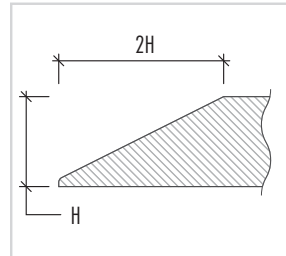
The Australian Standard which regulates the design and use of speed humps for use in off-street parking in Australia is 'AS/NZS 2890.1:2004 parking facilities'. AS/NZS 2890.1:2004 identifies four main criteria in the design of "type 2" speed humps: height, cross section, ramp angle and markings. Don't be fooled! Until now very few "type 2" speed humps sold in Australia met these four criteria. Of the non-metal type, most if not all are manufactured overseas from cheap, very poor quality reclaimed materials of variable origin which quickly breakdown, fade or fail under Australian conditions.



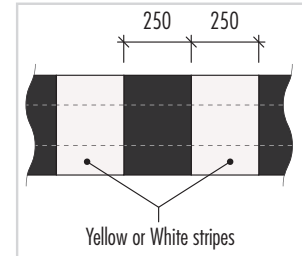
Height: Must be between 25 & 75mm.



Cross Section: Must be flat on top. Not round or peaked.



Ramp Angle: Must have a ramp angle 2:1.



Markings: Must have alternating parallel Yellow or White stripes 250mm wide.

FREQUENTLY ASKED QUESTIONS

1. Where can 'type 2' speed humps like these be used?

Type 2 speed humps as described in AS/NZS 2890.1:2004 are appropriate for use on private property or covered and multi-storey car parks, where it is desired to further check the speed of vehicles, mostly travelling at 30 km/h or less.

2. How far apart should speed humps be positioned?

Road humps shall be spaced at no less than 10 metres apart for Type 2, along any one aisle or roadway. Maximum spacing where required to control speeds continuously along a roadway should be about 50 metres. Humps should always be located clear of intersections and curved road ways.

3. What about pedestrians and speed humps?

Humps shall not impede pedestrian or wheelchair traffic on any accessible travel path provided for people with disabilities. An accessible path of travel needs to be a minimum of 1 metre wide.

4. I've seen some rubber speed humps that are round on top. Do these comply with the standards?

No, AS/NZS 2890.1:2004 clearly states that "type 2" speed humps should be flat on top with a ramp angle of 2:1 on both sides. See above for a clearer explanation of the design requirements of AS/NZS 2890.1:2004.

5. Is it true that steel speed humps rattle when vehicles cross them, and if they do, why is this the case?

(1) They have been incorrectly installed or installed using fixings that are not suited to the road surface.

OR

(2) The other major reason metal speed humps come loose and develop rattles is poor design. There is a belief that placing a thick rubber underlay beneath a hump during installation will eliminate rattles. **WRONG!** Many years of experience has proven that humps requiring rubber underlay as part of their installation in fact act like a cake cutter, destroying the rubber underlay which then leaves the hump loose. The Barrier brand Slo-Motion steel speed humps have been designed with large flat pads. (up to 4 times the footprint of competitors products). This large footprint eliminates the need for a rubber underlay and reduces the risk of humps working loose, thereby eliminating noise.



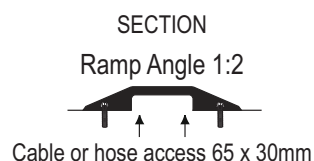
STEEL SPEED HUMP

Slo-Motion Standard Duty

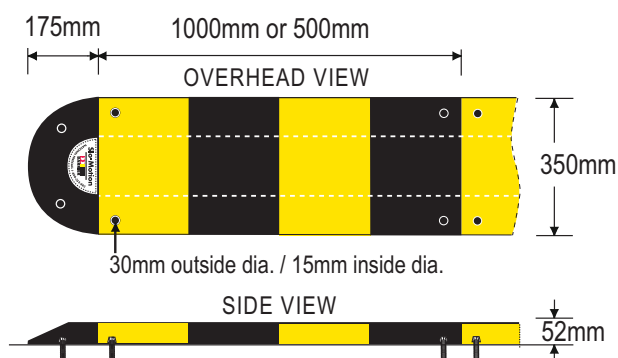
Features:

- Designed to comply with AS/NZS 2890.1:2004.
- More than four times the load bearing contact area with the road surface than competitor's products.
- Can be used with or without end caps.
- Comes complete with all fixings.
- Truly independent modules for easy removal.
- **Does not need a rubber underlay to prevent rattle.**
- Concealed fixings remain accessible.
- Modules have a built in bridge design to accommodate hoses or cables.

Ideal for car parks,
shopping centres or
factory complexes



Top skin:	3mm floor plate.
Length:	1 metre or 1/2 metre.
Width:	350mm (in the driving direction).
Height:	52mm.
Ramp angle:	2:1.
Weight:	SM1000 – 16.5kgs. SM500 – 9.2kgs. SMEC – 5.2kgs/pair (rubber). SMSEC – 5kgs/pair (steel).
Fixings:	4 (supplied).



PART No.	DESCRIPTION
SM1000	Slo-Motion standard duty steel speed hump – 1 metre
SM500	Slo-Motion standard duty steel speed hump – 0.5 metre
SMEC	Rubber end caps – 1 pair
SMSEC	Steel end caps – 1 pair
SPIKES	Optional steel gravel spikes for fixing into loose surfaces – 300 x 12mm each





STEEL SPEED HUMP

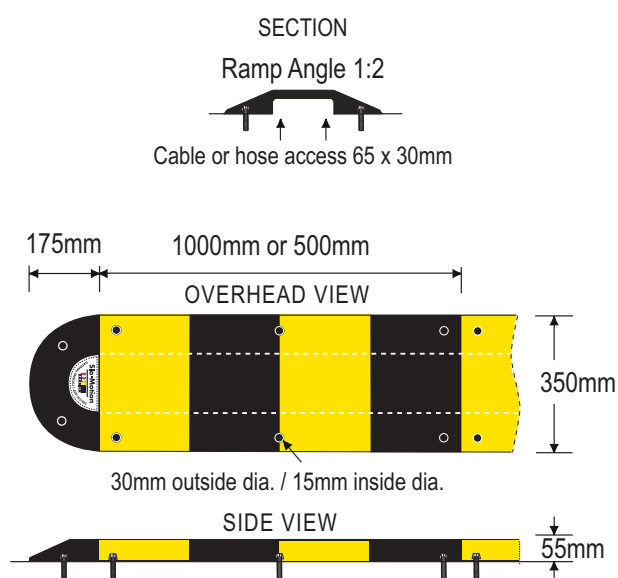
Slo-Motion Heavy Duty

Features:

- Designed to comply with AS/NZS 2890.1:2004.
- More than four times the load bearing contact area with the road surface than competitor's products.
- Use with or without end caps.
- A choice of either steel or rubber end caps.
- Comes complete with all fixings.
- Truly independent modules for easy removal.
- **Does not need a rubber underlay to prevent rattle.**
- Concealed fixings remain accessible.
- Modules have a built in bridge design to accommodate hoses or cables.

Top skin:	6mm floor plate.
Length:	1 metre or 1/2 metre.
Width:	350mm (in the driving direction).
Height:	55mm.
Ramp angle:	2:1.
Weight:	SM1000HD – 24.5kgs SM500HD – 13kgs. SMEC – 5.2kgs/pair (rubber). SMSEC – 5kgs/pair (steel).
Fixings:	6 (supplied).

Perfectly suited to heavy duty installations like transport depots, factories and terminals etc.



PART No.	DESCRIPTION
SM1000HD	Slo-Motion heavy duty steel speed hump – 1 metre
SM500HD	Slo-Motion heavy duty steel speed hump – 0.5 metre
SMEC	Rubber end caps – 1 pair
SMSEC	Steel end caps – 1 pair
SPIKES	Optional steel gravel spikes for fixing into loose surfaces – 300 x 12mm each



Awareness sign kit and components
70



SLO-MOTION COMPLIANCE

Super Heavy Duty & Quiet

Features:

- Designed and developed in Australia to comply with AS/NZS 2890.1:2004.
- Solid colour. U.V. stabilised, high tech composite plastic construction.
- Supplied with fixings ready for installation.
- Built-in prismatic reflectors for improved night visibility.
- Slip resistant texture moulded into surface.
- Built-in cable channel 27 x 30mm.
- Strengthened mounting points with large diameter load sharing washers.
- Low noise design suitable for residential areas.
- Light weight with incredible strength, able to take vehicles, trucks and buses etc.

Material: Injection moulded Linear Low Density Polyethylene (LLDPE).

Finish: Solid colour (Black or Yellow).

Length: Body module – 250mm (i.e. 4 modules per metre).
End cap – 180mm radius.

Width: 360mm (in the driving direction).

Height: 60mm.

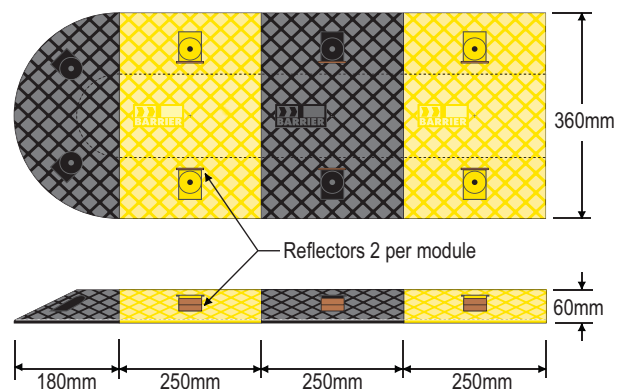
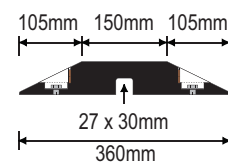
Ramp angle: 2:1.

Weight: Body module – 1.8kgs.
End cap – 0.8kg.

Fixings: 2 per module (supplied).

PART No.	DESCRIPTION
SMC250Y	Slo-Motion compliance speed hump 250mm body module – Yellow
SMC250B	Slo-Motion compliance speed hump 250mm body module – Black
SMC250E	Slo-Motion compliance speed hump 180mm radius end caps – Black (pair)

Manufactured from
environmentally friendly
polyethylene (LLDPE)



Awareness
sign kit and
components
70



ECONOMY RUBBER SPEED HUMP

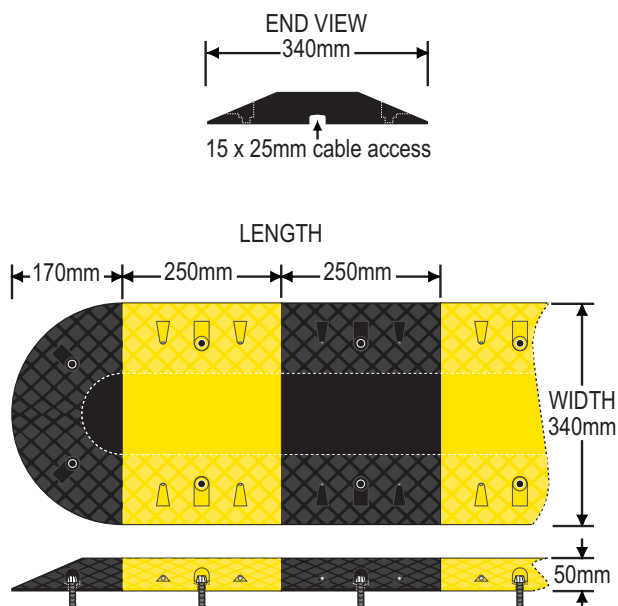
This speed hump is an economical alternative to more expensive models. It is ideally suited to lower traffic environments such as unit and town house developments or for short term installations. They are manufactured from a mixture of natural and recycled rubber. When laid in an alternating pattern they conform to AS/NZS 2890.1:2004. Can also be used as a liquid bunding if installed with a sealant. e.g. silastic.

Features:

- Designed to comply with AS/NZS 2890.1:2004.
- Can be used with or without end caps.
- Comes complete with all fixings.
- Concealed fixings remain accessible.
- Built in bridge design to accommodate a cable or hose (when used without end caps).

Material:	Recycled and Natural rubber.
Length:	Body module – 250mm (i.e. 4 modules per metre). End caps– 170mm radius.
Width:	340mm (in the driving direction).
Height:	50mm.
Weight:	Body module – 4kgs. End cap – 2kgs.
Fixings:	Body modules – 2 per module. End caps – 4 per pair.

**Economical and quiet,
ideal for use around
residential areas**



PART No.	DESCRIPTION
SME50B	Economy rubber speed hump 50mm module – Black
SME50Y	Economy rubber speed hump 50mm module – Yellow
SMEC	Rubber end caps (1 pair) – Black



ROAD SPIKES One Way Access Spikes

Features:

- Extremely strong construction, 6mm top plate.
- Hi-Vis Lime Green with Hi-Vis Orange spikes.
- Deters access from unauthorised direction.
- All teeth operate independently of each other.
- Low profile design ensures legal vehicle clearance.
- Soft approach due to low ramp angle.
- Comes complete with all fixings.
- Available in 1000 and 500mm lengths.

Finish:	Lime Green and Hi-Vis Orange powder coat.
Top Skin:	6mm floor plate.
Length:	1000mm or 500mm.
Width:	380mm.
Height:	Teeth up 95mm. Teeth retracted 50mm.
Weight:	½ metre – 13kgs (approx.) 1 metre – 26kgs (approx.) Ends – 5kgs per pair (approx.)
Fixings:	8 per metre (supplied). 4 per ½ metre (supplied).

PLEASE NOTE:

Always check with your local authority or controlling body to ensure one way access spikes are allowable in your situation (this is the end user's responsibility). Blade Runner one way access spikes **MUST** always be installed with an awareness sign kit (P/N BRSKIT). One way access spikes should always be placed clear of intersections and curved roadways. Failure to heed these warnings will void all warranties.

PART No.	DESCRIPTION
BRS1000	Blade runner one way access spikes body module – 1000mm
BRS500	Blade runner one way access spikes body module – 500mm
BRSE	Blade runner end caps (pair)
BRSKIT	Blade runner warning sign kit (page 68)



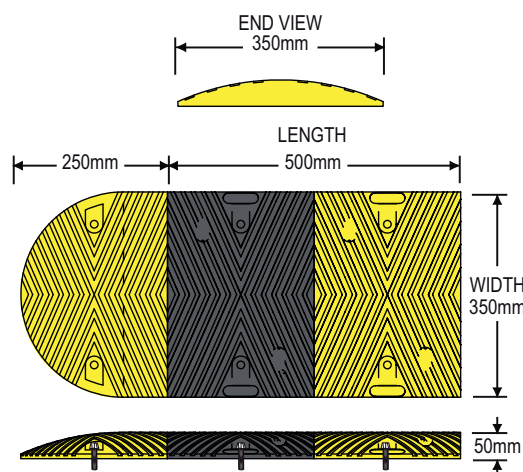
End caps available in Black or Yellow

TRAFFIC CALMING RUBBER HUMPS

Features:

- Full load bearing contact area with road surface.
- Convenient modular system can be configured to any length.
- All modules supplied with fixings.
- Concealed fixings remain accessible.
- Highly shock absorbent rubber is both quiet and smooth in operation.
- Rubber construction conforms to uneven surfaces.

Material:	Solid natural and recycled rubber.
Finish:	Moulded Black/Yellow rubber sections.
Length:	Body 500mm, End 250mm.
Width:	350mm (both Body and End modules).
Height:	50mm.
Weight:	Body 7kgs each, End 2kgs pair.
Fixings:	4 per body, 2 per end (supplied).



PART No.	DESCRIPTION
SMTC350BY	Traffic calming rubber hump body module – 350 x 500 x 50mm (Black/Yellow)
SMTC350EB	Traffic calming rubber hump end module – 350 x 250 x 50mm (Black)
SMTC350EY	Traffic calming rubber hump end module – 350 x 250 x 50mm (Yellow)

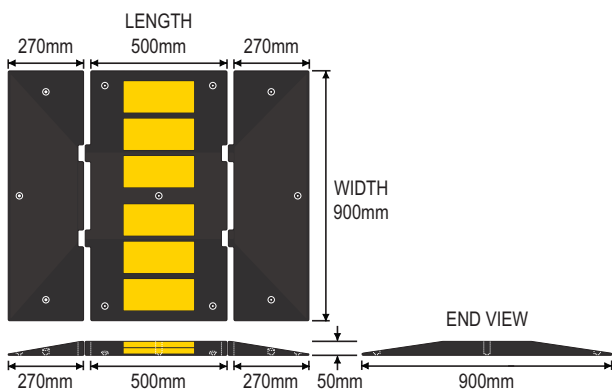


TRAFFIC CALMING RUBBER HUMPH

Features:

- Full load bearing contact area with road surface.
- Convenient modular system can be configured to any length.
- All modules supplied with fixings.
- Concealed fixings remain accessible.
- Highly shock absorbent rubber is both quiet and smooth in operation.
- Rubber construction conforms to uneven surfaces.
- Middle sections fitted with high visibility non-slip panels.

Material:	Solid natural and recycled rubber.
Finish:	Moulded Black rubber with Yellow panels.
Length:	Body 500mm, End 270mm.
Width:	900mm (both Body and End modules).
Height:	50mm.
Weight:	Body 20kgs each, End 15.7kgs pair.
Fixings:	5 per body, 6 per pair of ends (supplied).



PART No.	DESCRIPTION
SMTC900	Traffic calming rubber hump middle module – 900 x 500mm
SMTC900E	Traffic calming rubber hump end modules (pair) – 900 x 270mm

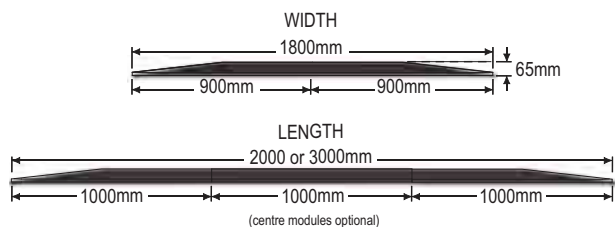


RUBBER SPEED CUSHION

Features:

- Embedded reflective material increases visibility and safety, day or night.
- All-weather easy maintenance: will not warp, chip, crack, crumble or corrode.
- Extremely durable: tough enough for heavy traffic.
- Flexible: conforms to road curvature and any asphalt or concrete surface.
- Resistant to extreme temperature variations, U.V., oils, moisture and damage.
- Available as a four or six panel kit.

Material:	Recycled rubber.
Finish:	Black with embedded reflective panels.
Length:	Individual panels 1000mm. Assembled cushion 2000 or 3000mm.
Width:	Individual panels 900mm. Assembled cushion 1800mm.
Height:	65mm.
Weight:	Middle module 57kgs. Corner module 40kgs. Assembled 200 or 300kgs (approx.)
Fixings:	Supplied.



PART No.	DESCRIPTION
RSC-R	Rubber speed cushion – right end
RSC-M	Rubber speed cushion – middle
RSC-L	Rubber speed cushion – left end
RSC-KIT4	Rubber speed cushion – 4-panel kit
RSC-KIT6	Rubber speed cushion – 6-panel kit



AWARENESS SIGN KIT Speed humps

A prepackaged sign kit for use with speed hump installations. The kit comprises the necessary sign, brackets and post to complete the installation. You can also purchase the components individually.

PART No.	DESCRIPTION
BSHKIT	Complete speed hump sign kit
S1000-RA	Speed hump sign – class 1 reflective 600 x 600mm
SP2800	Galvanised sign post – 2800 x 60mm
SPB1	Single sided sign bracket (requires 2)
CAP60	Galvanised post cap to suit 60mm sign post



AWARENESS SIGN KIT Road Spikes

The Blade Runner awareness sign kit is designed to give advanced warning of the presence of one way road spikes. Each kit comprises one galvanised sign post 2.8 metres long, one warning sign, one no-entry sign, four sign post brackets and one post cap.

PART No.	DESCRIPTION
BRSKIT	Blade runner warning sign kit

INFO-BOARDS

Info-Board comprises a 7kg moulded rubber base and a range of die cut, double sided sign boards. The 7kg base (sold separately) adds stability in windy locations. The range of 10 stock sign faces are an industry standard 600 x 450mm.



IB200-FP



IB201-FP



IB202-FP



IB204-FP



IB205-FP



IB206-FP



IB209-FP



IB212-FP



IB213-FP



IB214-FP

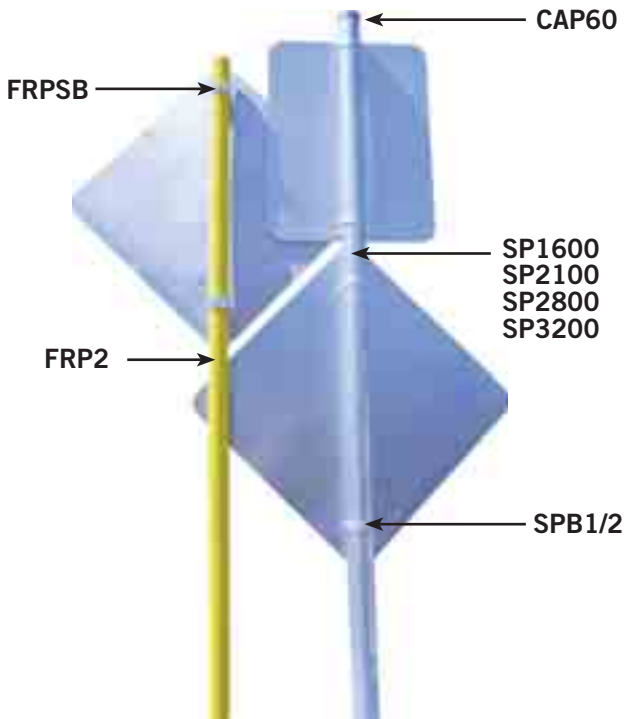


PART No.	DESCRIPTION
BOARDS	See numbers beneath the info-boards (above)
IB-BASE	Info-Board base (sold separately) – 7kgs



CAR PARK SIGNS

The Class 1 reflective aluminium signs in this range are intended for private car park or off street use. Before using these signs on public road ways please ensure your selection meets the standards and requirements applicable to your state or territory.



Sign posts and brackets.

PART No.	DESCRIPTION
SIGNS	See numbers beneath the signs (right)
SP1600	Galvanised sign post 60 x 1600mm – In-ground
SP2100	Galvanised sign post 60 x 2100mm – In-ground
SP2800	Galvanised sign post 60 x 2800mm – In-ground
SP3200	Galvanised sign post 60 x 3200mm – In-ground
CAP60	Galvanised post cap to suit 60mm sign post
SPB1	Galvanised sign post bracket – Single-sided
SPB2	Galvanised sign post bracket – Double-sided
FRP2400	Flexible Fibre Reinforced Plastic post 50 x 240mm
FRPSB	FRP sign post bracket – Double-sided
FRPBF	FRP surface mount base flange – 50mm dia.



S1000-RA
600 X 600mm



S1001-RA
600 X 600mm



S1007-RA
600mm diameter



S1155-RA
600 X 600mm



S1005-RA
600 x 600mm



S1018-RA
450 x 450mm



S1166-RA
450 X 600mm



S1167-RA
450 X 600mm



S1022-RA
450 x 600mm



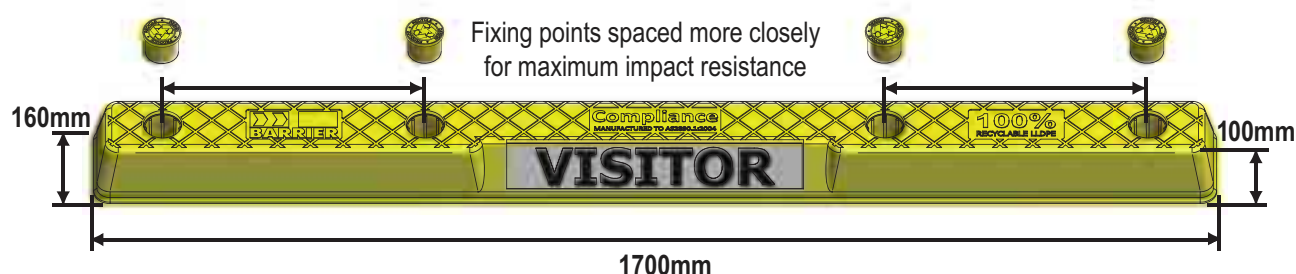
S1170-RA
450 x 600mm



At last, a **Green Alternative** to rubber, concrete and steel wheel stops!

Introducing our Compliance one-piece wheel stop. Designed to comply with AS/NZS 2890.1:2004 and manufactured from high-tech Linear Low Density Polyethylene (LLDPE) with sustainability in mind. The Compliance one-piece wheel stop is packed with features never before seen in a wheel stop anywhere in the world. It will not fade, rot or rust and it comes complete with fixings and blanking plugs. Also, weighing only 5.5kgs each they are a dream to install. Compliance is available in three standard U.V. stabilised colours – Safety Yellow for increased visibility and pedestrian safety, Blue for highlighting disabled parking spaces and Concrete Grey.

Wheel
Stop Signs
74



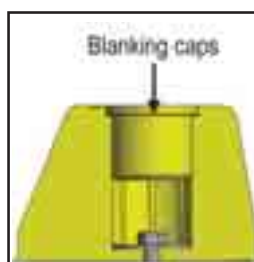
DESIGNED TO COMPLY WITH AUSTRALIAN STANDARDS AS/NZS 2890.1:2004



By comparison, rubber wheel stops typically weigh around 16kgs and concrete up to 100kgs.



Choose from three different fixing systems.



Deeply recessed mounting points provide maximum hold-down.



Internal structure combines incredible strength and flexibility.




COMPLIANCE WHEEL STOP

Features:

- Designed and manufactured to AS/NZS 2890.1:2004.
- Manufactured from environmentally friendly Linear Low Density Polyethylene (LLDPE).
- Solid colour and U.V. stabilised.
- Extremely tough structure with retained flexibility.
- Lightweight, (only 5.5kgs) for one person installation.
- Range of signs available (page 74).
- Four high-strength fixing points with blanking caps to provide a flush finish and conceal fixings.
- Available in three colours – Yellow, Blue and Grey.
- Three standard fixing systems available.
- Moulded-in sign recess for personal identification.
- Absolutely unique, world-first design.
- Optional reflector plugs available.
- Comes complete with fixings and blanking plugs.

Material:	Injection moulded Linear Low Density Polyethylene (LLDPE).
Finish:	Solid colour, in Yellow, Blue or Grey.
Length:	1700mm to AS/NZS 2890.1:2004.
Width:	160mm at the base.
Height:	100mm to AS/NZS 2890.1:2004.
Weight:	5.5kgs each (approx.)
Fixings:	Three (selected from the table below).

PART No.	DESCRIPTION
CWS1700Y	One piece compliance wheel stop – Safety Yellow for improved pedestrian safety (fixings supplied).
CWS1700B	One piece compliance wheel stop – Disabled Blue for disabled parking spaces (fixings supplied). 
CWS1700G	One piece compliance wheel stop – Concrete Grey (fixings supplied).
BMR	Optional reflector plugs (each)



RMIT University proves Barrier Group's Compliance One Piece Wheel Stop is better for the environment than recycled rubber

Definitive conclusions from RMIT University indicated that the Compliance One Piece Wheel Stop is a better alternative than recycled rubber, for five different measures of environmental impact.

Barrier Group's Compliance One Piece Wheel Stop has been found to be the green alternative to Rubber (and indeed, by extrapolation, it has significant advantages over concrete and steel wheel stops).

It won't fade, rot, rust or crack. It has solid colours and is U.V. stabilised. It is extremely tough.

Weighing only 5.5kgs, the Compliance One Piece Wheel Stop is easy to install with fixings (4 fixing points) and blanking plugs included.

Designed to comply with AS/NZS 2890.1:2004 and manufactured from high-tech Linear Low Density Polyethylene (LLDPE) with sustainability in mind, the Compliance One Piece Wheel Stop has emerged as a winner!

FIXINGS	DESCRIPTION
KIT17	Use for fixing into good quality asphalt or bitumen. Comprises four each of M10 x 100mm coach bolt, 44mm heavy washers and high performance masonry anchors.
KIT18	Use in conventional reinforced concrete. Drill depth 85mm. Comprises four each of M10 x 75mm concrete screw anchors and 44mm heavy washers.
KIT19	Use for shallow drilling into concrete. Drill depth 43mm. Comprises four each of M10 x 40mm drop-in anchors, 44mm heavy washers and M10 x 25mm set screws.



RUBBER WHEEL STOP

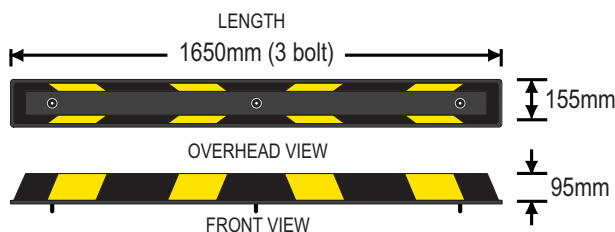
An economical one piece rubber wheel stop with Hi-Vis Yellow panels. Manufactured from recycled materials with dimensions that comply to AS/NZS 2890.1:2004.

Suited to use in factories, warehouses and car parks etc. Comes complete with fixings.

Features:

- Complies with AS/NZS 2890.1:2004.
- Economical and simple to install.
- Solid moulded construction.
- Recycled materials won't chip or corrode.
- Comes complete with fixings.

Material:	Recycled and natural rubber.
Finish:	Solid Black rubber with Hi-Vis Yellow Panels.
Length:	1650mm.
Width:	155mm.
Height:	95mm.
Weight:	14kgs.
Fixings:	3 x 150mm masonry anchors (gravel spikes optional).



PART No.	DESCRIPTION
RWS1650	One piece rubber wheel stop – Black (fixings supplied)
SPIKES	Optional steel gravel spikes for fixing into loose surfaces – 300 x 12mm each



WHEEL STOP SIGNS

Features:

- Made from flexible polypropylene.
- Range of standard lengths.
- Can be custom made.
- “Do-It-Yourself” blank sign available.
- Will accept vinyl lettering.
- Can be attached to most wheel stop designs.

Material:	1.4mm White polypropylene.
Finish:	Screen printed text. Black text – CWS-VISITOR, CWS-STAFF, CWS-15MIN, CWS-RESERVED. Blue text – CWS-DISABLED.
Size:	75 x 450 x 1.4mm.
Fixings:	6 x self tapping screws (supplied).
Installation:	Install onto Compliance and Rubber wheel stop ranges (CWS1700 & RWS1650).



PART No.	DESCRIPTION
CWS-VISITOR	Wheel stop sign – VISITOR
CWS-DISABLED	Wheel stop sign – DISABLED
CWS-STAFF	Wheel stop sign – STAFF
CWS-15MIN	Wheel stop sign – 15 MINUTE
CWS-RESERVED	Wheel stop sign – RESERVED
CWS-BLANK	Wheel stop sign – BLANK



Ideal in residential complexes to slow the flow of vehicles.

RUMBLE STRIP

Features:

- 500mm long x 100mm wide x 15mm thick.
- Durable and versatile low profile recycled rubber
- Used as a speed moderator or lane divider on roadways.
- Can be used as a wall mounted bump protector.
- Can be installed with appropriate masonry fixings or glued using a suitable adhesive.

Part No.	DESCRIPTION
RS500-B	Rumble strip 500 x 100 x 15mm – Black
RS500-Y	Rumble strip 500 x 100 x 15mm – Yellow



PARKING SEPARATOR

Features:

- 1000 x 150 x 50mm, total weight 6.6kgs.
- Moulded from recycled rubber with a Hi-Vis Yellow finish with three reflective panels on each side.
- Can be mounted into concrete or asphalt with the fixings supplied.
- When wall mounted it can be used as a docking or car park buffer.

PART No.	DESCRIPTION
PS1000-Y	Parking separator 1000 x 150 x 50mm – Yellow

Phone us or visit our website for more information!



Fold Down Bollards
9

LOK-UP (No Parking or No Entry)

Features:

- Available in two different models.
- Zinc plate and Safety Yellow powder coat.
- It stands 750mm tall when locked upright.
- It lays 35mm low when locked down.
- Comes complete with padlock and fixings.
- Large footprint for mounting into concrete or asphalt.
- Reflective sign face for night visibility.
- Locks in both the up and down positions.

Material: 4mm Mild Steel.

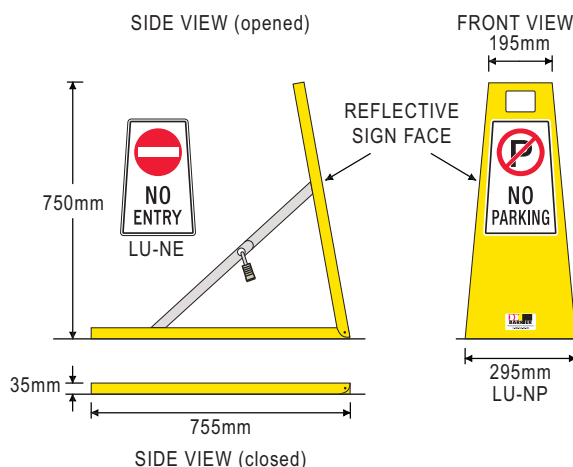
Finish: Zinc plated & Powder coated.

Height: Down – 35mm.
Up – 750mm.

Weight: Operating – 6kgs (approx.)
Shipping – 15.4kgs.

Fixings: Masonry anchors (supplied).

Locking: 40mm brass padlock (supplied).



PART No.	DESCRIPTION
LU-NP	Lok-Up parking space protector – NO PARKING sign
LU-NE	Lok-Up parking space protector – NO ENTRY sign

Mounting
kits sold
separately
77



THE ZEPHYR

“A soft and gentle breeze”

In a busy city ‘Zephyr’ is a stunning short or long term bicycle storage solution. Incorporate it into a cutting edge architectural design and it becomes a sculptured bollard, a classic design element. In the town square or park it’s a gathering point, a place to stop, to chat, to bide a while with friends. Or then again, is it simply a beautiful piece of public sculpture, one that invites you to run your hands over its sumptuous metallic form, its smooth and generous curves?

Features:

- Stunning one-piece 18kg aluminium casting.
- Complies with AS2890.3-1993 for class 3 bicycle security.
- Multi-functional design.
- Available in polished or powder coated finishes.
- Options for fixed or removable installations.
- Designed and manufactured in Australia.
- Full factory installation service available.
- 100% recyclable at end of life.

Material: Cast AA6061 grade aluminium from Tasmania.

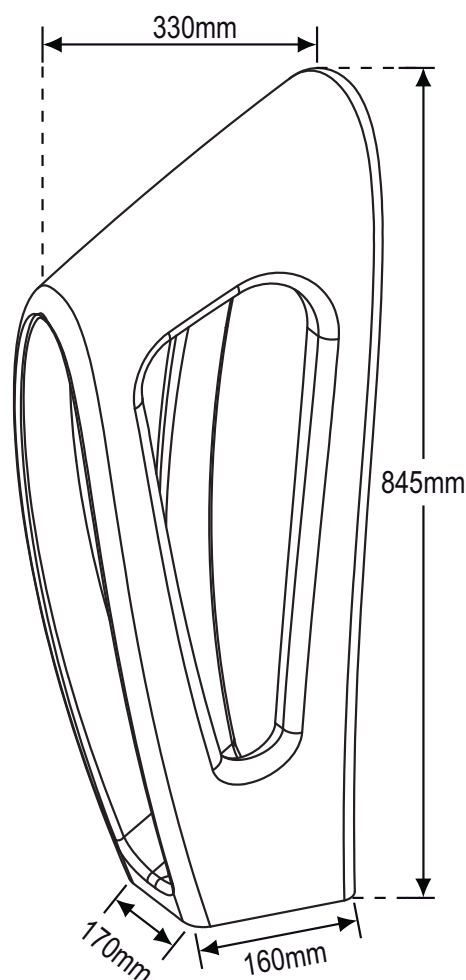
Size: 845mm high x 224mm wide x 394mm deep.

Weight: 18kgs body only (not including mounting).

Finishes: – High polish alloy finish.
– Stainless steel look thermoplastic powder coat.
– Custom colour powder coat.

Fixing: Choice of 4 mounting systems (sold separately).

**100% Australian designed and
manufactured from Australian
aluminium!**



PART No.	DESCRIPTION
BZ-POL	Zephyr body – Polished alloy finish
BZ-TPP	Zephyr body – Stainless look thermoplastic powder coat
BZ-CUS	Zephyr body – Custom powder coat



REMOVABLE ZEPHYR

Zephyr stem with fixings, locking tool and in-ground sleeve. The Zephyr stem locks into the in-ground sleeve but can be removed for occasional vehicle access or servicing operations. Kits are available for either core drilled or new concrete installations. Both stem and sleeve are hot dipped galvanised.

Zephyr body sold separately

PART No.	DESCRIPTION
BZR-CD	Stem kit for removable Zephyr with core drilled sleeve
BZR-NC	Stem kit for removable Zephyr with new concrete sleeve



SURFACE MOUNT ZEPHYR

The Surface Mount Zephyr is designed for mounting where the surface cannot be penetrated such as timber decking or sensitive tiled areas. The base plate is a 298mm diameter x 8mm thick polished 304 stainless steel disc predrilled with 11mm mounting holes and fixings to attach it to the Zephyr body. (**Note:** ground fixings are not included).

Zephyr body sold separately

PART No.	DESCRIPTION
BZF-SM	Base plate kit for fixed Zephyr with surface mounting




STUD ANCHORED ZEPHYR

Zephyr stud anchoring system is designed for use where the Zephyr is to be permanently installed in stone, tiled or concrete surfaces. The installation kit (KIT 20) comes with four M12 x 120mm stainless steel threaded studs and a polypropylene drilling template which doubles as a surface gasket. The studs are simply epoxied into the drilled holes. (See also optional Dress Circle).

Zephyr body sold separately

PART No.	DESCRIPTION
KIT20	Anchoring kit



DRESS CIRCLE

The optional Dress Circle is available for use where Stud Anchored Zephyr and Surface Mount Zephyr are mixed together in the same installation and you wish to maintain a consistent look. The Dress Circle is a polished 298mm diameter x 8mm thick polished 304 stainless steel disc. It simply fits over the anchor studs prior to epoxying into the ground.

Zephyr body sold separately

PART No.	DESCRIPTION
BZ300DC-SS	Dress circle (optional)



BIKE RAILS / HAND RAILS

Features:

- Suitable for a wide range of uses.
- Heavy 3mm thick wall tube.
- Hot dipped galvanised finish or powder coated.
- Powder coating or reflective options available.
- Surface mount and below ground models.
- Two styles to choose from.
- Surface mount supplied with fixings.
- No assembly – ready for installation.

Material:	Steel pipe 48mm diameter with 3mm wall.
Finish:	Safety Yellow powder coat and galvanised or galvanised only.
Height:	Above ground 800mm. Below ground 300mm.
Width:	BR1 models 850mm. BR2 models 400mm.
Weight:	BR1 models 9.2kgs (approx.) BR2 models 8.5kgs (approx.)
Installation:	6mm thick surface flange 150mm in diameter with 8 of 10 x 50mm masonry anchors for surface mount model. Below ground model has welded concrete starter bars.
Fixings:	Supplied with surface mount models.

PART No.	DESCRIPTION
BR1G-SM	Bike rail 850 x 800mm surface mount – Galvanised
BR1P-SM	Bike rail 850 x 800mm surface mount – Powder coated
BR1G-BG	Bike rail 850 x 800mm below ground – Galvanised
BR1P-BG	Bike rail 850 x 800mm below ground – Powder coated
BR2G-SM	Bike rail 400 x 800mm surface mount – Galvanised
BR2P-SM	Bike rail 400 x 800mm surface mount – Powder coated
BR2G-BG	Bike rail 400 x 800mm below ground – Galvanised
BR2P-BG	Bike rail 400 x 800mm below ground – Powder coated



SKATEBOARD STOPS

Features:

- A choice of sizes and styles.
- Machined from solid 316 marine grade stainless steel.
- Simple to install using readily available tools.
- Stronger than cast models which can be brittle.

Material:	Solid marine grade 316 stainless steel.
Finish:	High quality satin polish.
Styles:	Round ball, Dome and Flat top.
Installation:	Epoxy adhesive into drilled hole.



PART No.	SKATEBOARD STOPS
SK30F-SS	Skateboard stud 30mm dia. Flat top
SK30FC-SS	Skateboard stud 30mm dia. Flat top with 50mm dia. collar
SK30D-SS	Skateboard stud 30mm dia. Dome top
SK30DC-SS	Skateboard stud 30mm dia. Dome top with 50mm dia. collar
SK20F-SS	Skateboard stud 20mm dia. Flat top
SK20D-SS	Skateboard stud 20mm dia. Dome top
SK23R-SS	Skateboard stud 23mm dia. Round ball



VEHICLE INSPECTION MIRRORS

Features:

- Lightweight and durable construction.
- Folds down into own carry bag.
- 300mm diameter polycarbonate lens.
- Built-in torch for lighting darkened areas.
- Castors for under vehicle viewing.
- Extends to 93cm.

PART No.	DESCRIPTION
MC300IN	Inspection mirror – 300mm



MARKING DOTS

Features:

- Highly durable injection moulded plastic.
- Simple to install using galvanised nail supplied.
- Suitable for asphalt or concrete surfaces.
- Economical – no more fading line markings.
- Available in White or Safety Yellow.

PART No.	DESCRIPTION
MD100S-W	Marking dots with spikes – White (sold separately)
MD100S-Y	Marking dots with spikes – Yellow (sold separately)



ILLUMINATED BATONS

Features:

- Selectable for flash or constant light.
- Requires two 'D' size batteries (not included).
- Lightweight and comfortable to use.
- Long life, in excess of 300 hours per battery set.

PART No.	DESCRIPTION
IBLR	Illuminated baton 540mm – Red



FLASHING BATONS Set of 3

Features:

- Complete emergency multi-function baton kit.
- Includes tripod stands for roadside use.
- Internal lithium ion rechargeable batteries.
- Five selectable flash patterns.
- Includes a wall, car and USB charger.
- Hard plastic case 350 x 350 x 60mm, total weight 2.4kgs.

PART No.	DESCRIPTION
LEDB3	Flashing baton with case and charger (3 per pack)



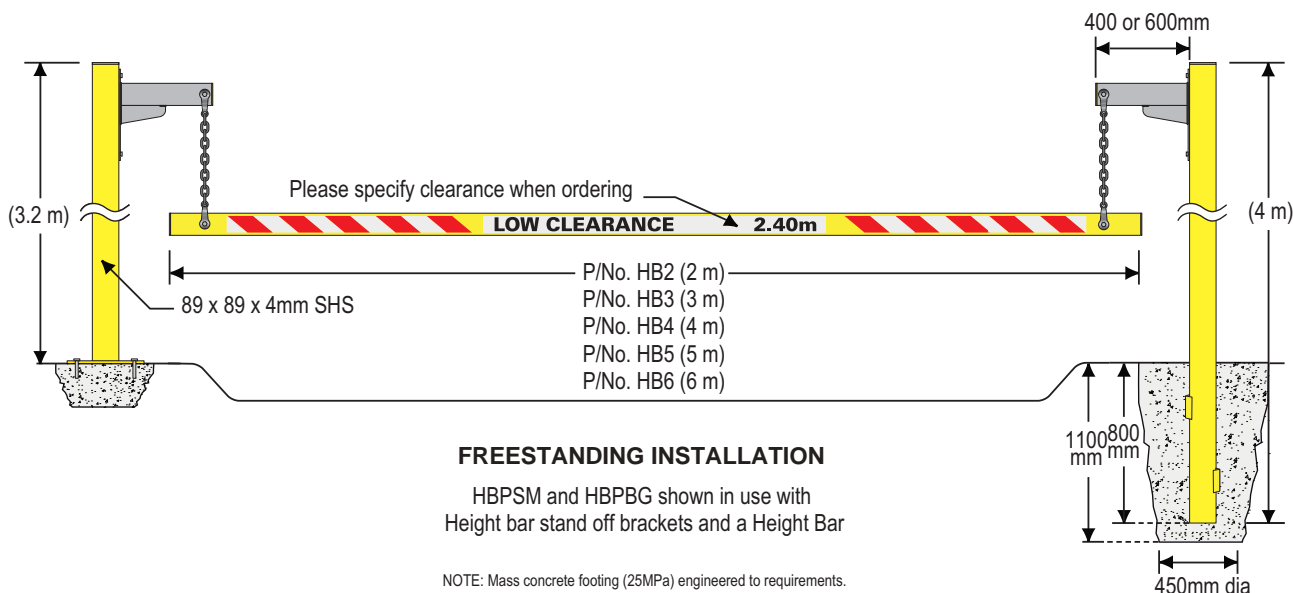
HEIGHT BARS

Features:

- Eliminates damage to vehicles and property caused by oversized vehicles entering areas of restricted height.
- Available in five convenient lengths.
- Comes complete with hanger assemblies and chain.
- Powder coated high visibility Safety Yellow.
- Displays “LOW CLEARANCE” text and the required clearance (please specify).
- Manufactured from durable galvanised steel tube.
- Optional Offset hangers available in two lengths.
- Freestanding surface mount or below ground posts are available for installation where there is no existing supporting structure.
- Use height bars at locations where vehicles first enter an undercover area or encounter an overhead obstruction, where the clearance in either case is: (i) 3 metres or less if only cars or light vans are likely to use the facility or (ii) 4.6 metres or less in all other areas.

Material:	100 x 50mm galvanised tube with 6mm galvanised chain.
Length:	2, 3, 4, 5 or 6 metres.
Chain:	6mm galvanised chain 600mm long (2 off).
Finish:	Height Bar – Safety Yellow powder coated over galvanised steel.
Installation:	Masonry anchors to building.
Shipping Weight:	2 metre – 11kgs (approx.) 3 metre – 15kgs (approx.) 4 metre – 19kgs (approx.) 5 metre – 23kgs (approx.) 6 metre – 28kgs (approx.)

PART No.	DESCRIPTION
HB2	Height bar with text and hangers – 2 metres long
HB3	Height bar with text and hangers – 3 metres long
HB4	Height bar with text and hangers – 4 metres long
HB5	Height bar with text and hangers – 5 metres long
HB6	Height bar with text and hangers – 6 metres long
HBH	Additional Hangers with chain assembly
HBS40	Height bar standoff bracket (each) – 400mm
HBS60	Height bar standoff bracket (each) – 600mm
HBPSM	Surface mount post 89 x 89 x 4mm – 3.2 metres high
HBPBG	In-ground post 89 x 89 x 4mm – 4 metres high (Specify length of post required if custom)





SCORPION WHEEL CLAMP

The Scorpion Wheel Clamp is a unique heavy duty wheel clamp capable of fitting a wide range of wheels from large 4WD to small sedans. It is perfect for protecting vehicles, trailers, caravans etc. from theft. Steel jaws are clamped around the wheel using high tensile steel chain and our unique tensioning system.

The Scorpion can be fitted to any wheel on the vehicle, fits steel or mag wheels and does not require the removal of wheel trims.

Unlike most wheel clamps which attach awkwardly around both sides of the wheel, the Scorpion is fitted from the outside only. This makes it quick to fit and easy on the back. It weighs 12.5kgs making it easy to carry.

All parts pack neatly inside the wheel clamp for easy storage or transport.

Already in use by many of **Australia's enforcement authorities** and regularly featured in the media after police crack downs on fine evaders and dangerous drivers, the Scorpion is the perfect way to immobilise the widest range of vehicles.

Features:

- Fitted from side of wheel.
- No need to remove wheel trims.
- Fits a wide range of wheels.
- Can be fitted to any wheel, front or rear.
- Robust construction to resist vandalism.
- Zinc plated to avoid corrosion.
- Reflective sign face for night visibility.
- All parts stored inside the unit when not in use.
- Very compact for storage and transport.

Material: Steel case and jaws.

Finish: Zinc plated with reflective sign face.

Height: Up – 750mm.
Down – 50mm.

Weight: Operating – 4kgs.
Shipping – 12.5kgs.

Locking: Padlock (order separately).

PART No.	DESCRIPTION
SCOR1	Scorpion wheel clamp



T-TOP BOLLARDS

Features:

- Two-piece construction for ease of handling.
- Hi-Vis Orange with reflective bands for low light visibility.
- 6kgs base for stability.
- Tough moulded polyethylene construction.
- Complies to relevant standards.

PART No.	DESCRIPTION
BTC1150	T-Top bollard and base – 1150mm
BTC1150B	Replacement rubber base only
BTC1150T	Replacement T-Top bollard only



T-TOP EYE NUT

Features:

- Hi-Vis Orange plastic eye nut designed as an accessory for the T-Top bollards.
- Eye nut is supplied with two snap clips.
- Used to create a safety barrier between bollards.
- Allows plastic or steel chains to connect T-Top bollards.
- Great for cordoning off unsafe or pedestrian free areas.

PART No.	DESCRIPTION
BTCEN	T-Top eye nut plus 2 clips (pack of 10)



REFLECTIVE CONES

Features:

- Hi-Vis Orange with standard reflective collars.
- Available in three standard sizes.
- Suitable for indoor or outdoor uses.
- U.V. stabilised to minimise fading.

PART No.	DESCRIPTION
BTC450R	Reflective traffic cone 450mm – Hi-Vis Orange
BTC700R	Reflective traffic cone 700mm – Hi-Vis Orange
BTC1000R	Reflective traffic cone 1000mm – Hi-Vis Orange
RCB2	Retractable cone bar – 1.2 to 2 metres



CONE RING

Features:

- Easily connects chains, bunting flags or barricade tape to cones.
- Strong ABS plastic material.
- 75mm inner diameter.
- Indoor and outdoor use.
- Fits to any size traffic cone.
- Hi-Vis Orange colour as standard.

PART No.	DESCRIPTION
C-RING	Cone ring 23 x 19 x 10mm (pack of 10)



RETRACTABLE CONE BAR

Features:

- Durable and lightweight.
- Extends from 1.2 to 2 metres.
- Yellow and Black bands.
- Fits all standard cones.
- Extendable cone bar.

PART No.	DESCRIPTION
RCB2	Retractable cone bar – 1.2 to 2 metres



VERTICAL PLASTIC PANEL

Features:

- Broad face & reflective panels for high visibility.
- Stackable when in storage.
- Made from durable Hi-Vis Orange polyethylene.
- Stable in windy conditions (10.5kgs total weight).
- Accepts our T-Top Eye Nut (page 82) for connecting chains.

PART No.	DESCRIPTION
VP115	Vertical plastic panel 1100 x 300 x 120mm (panel size)
BTCEN	Optional T-Top eye nuts (packs of 10) for connecting chains



COLLAPSIBLE CONES Plastic Base

Features:

- Compact design for storage.
- In-built light can be set to flash or constant.
- Easy to use and store in the boot of a car.
- Available in two standard sizes.
- Powered by standard AAA batteries.

PART No.	DESCRIPTION
BTC450C	Collapsible cone (plastic base) – 450mm high
BTC720C	Collapsible cone (plastic base) – 720mm high



COLLAPSIBLE CONES Rubber Base

Features:

- Collapses from 720mm tall to 60mm.
- Very stable in high winds.
- In-built light can be set to flash or constant.
- Powered by standard AAA batteries.
- Very durable design.

PART No.	DESCRIPTION
BTC720C-RB	Collapsible cone (rubber base) – 720mm high



FLEXIBLE BOLLARDS

One Piece Flexi

Features:

- Durable one piece moulding.
- Virtually indestructible (will not break or split).
- Rebounds after impact.
- Built in reflective bands.
- Available in two handy sizes.

PART No.	DESCRIPTION
FBP450	Plastic one piece flexible bollard – 80 x 450mm
FBP800	Plastic one piece flexible bollard – 80 x 750mm



FLEXIBLE BOLLARDS

Two Piece Knockdown

Features:

- Soft, lightweight bollard takes the knocks without causing damage to vehicles.
- Strong elastic joint ensures bollard returns to upright position.
- Bollard can be removed from base.

PART No.	DESCRIPTION
KDB1000	Plastic two piece knockdown flexible bollard - 100 x 1000mm
KDB1000B	Replacement base only
KDB1000T	Replacement bollard top only



FLEXIBLE BOLLARDS

Two Piece With Chain Loop

Features:

- 800mm high with hi-vis reflective band.
- Two piece design with spring return.
- Moulded in chain loop.

PART No.	DESCRIPTION
FB800R	Plastic two piece knockdown flexible bollard with chain loop
PC6R-R	Plastic safety chain – 6mm Red per 25 metre roll
PC6Y-R	Plastic safety chain – 6mm Yellow per 25 metre roll
PC6RW-R	Plastic safety chain – 6mm Red/White per 25 metre roll
PC6W-R	Plastic safety chain – 6mm White per 25 metre roll



TYRE STEP

Features:

- Step dimensions 520 x 400 x 90mm (folded). Total weight 4.5kgs. Powder coated finish.
- Light weight and portable design easily carried in a caravan, van or car.
- Fabricated from very strong mild steel tube.
- Adjustable to a wide range of tyre sizes right up to small trucks, folds flat when stored.
- Simple, strong and quick way to gain access to roof top storage on utes, vans and campers etc.

PART No.	DESCRIPTION
FTS1	Folding tyre step



KERB RAMP Black Only

Features:

- Dimensions 110mm high x 430mm deep x 480mm wide, total weight 14.6kgs.
- Portable, heavy duty moulded recycled rubber ramp suitable for trucks, cars or hand trolleys.
- Each unit has two recessed mounting holes for securing the ramp in place.
- Simply trim cover panels from each end to reveal channel.

PART No.	DESCRIPTION
KR1030	Rubber kerb ramp 480 x 430 x 110mm (sold individually)



KERB RAMP Black & Hi-Vis Yellow

Features:

- Black recycled rubber kerb ramp and end caps finished with Yellow panels.
- Three sizes available, components sold separately.

PART No.	DESCRIPTION
KRR100	Hi-vis kerb ramp body 610 x 320 x 100mm (10kg)
KRRE100	Hi-vis end cap 310 x 310 x 100mm (3.5kg)
KRR150	Hi-vis kerb ramp body 610 x 400 x 150mm (16.5kg)
KRRE150	Hi-vis end cap 370 x 370 x 150mm (7kg)
KRR200	Hi-vis kerb ramp body 610 x 500 x 200mm (28kg)
KRRE200	Hi-vis end cap 490 x 490 x 200mm (12.5kg)



TROLLEY RAMP

Features:

- Dimensions 680mm overall width, 600mm internal width (between rails) x 700mm long, total weight 4.2kgs.
- Light weight and portable to easily carry in a van/car.
- Moulded-in carry handles at both ends.
- Injection moulded from strong and durable plastic.
- Avoid lifting heavily laden trolleys over kerbs/steps.
- Wide enough to accommodate most wheel chairs (check width required for wheelchair access).

PART No.	DESCRIPTION
PTR1	Portable trolley ramp



SMART PARKING MAT

Features:

- You will no longer have to worry about crashing into bikes, water heaters, lawnmowers or the back wall of the garage.
- Cradles your vehicles front tyre to make sure you park perfectly, every time.
- Anti-skid, oil and gas resistant Safety Yellow polyethylene mat.
- Only one per vehicle required.

PART No.	DESCRIPTION
SPM	Smart parking mat 640 x 300 x 40mm (1.4kg)



WHEEL CHOCKS WC1

Features: 255mm long x 210mm high x 180mm wide. Rope connection points moulded into the chock. Single side design. Used for stopping vehicles, trucks, trailers and caravans from moving whilst not in use. Recycled high quality moulded rubber. Ideal for transport companies, mine sites and caravan owners.

PART No.	DESCRIPTION
WC1	Wheel chock 255 x 210 x 180mm (5.3kgs)



WHEEL CHOCKS WC2

Features: 200mm long x 145mm high x 250mm wide. Rope connection points moulded into the chock. Double sided design. Used for stopping vehicles, trucks, trailers and caravans from moving whilst not in use. Recycled high quality moulded rubber. Ideal for transport companies, mine sites and caravan owners.

PART No.	DESCRIPTION
WC2	Wheel chock 200 x 145 x 250mm (6.5kgs)



WHEEL CHOCKS WC3

Features: Super heavy duty truck chock, 305mm long x 260mm high x 300mm wide. Used for stopping vehicles, trucks, trailers and caravans from moving whilst not in use. Recycled high quality moulded rubber. Ideal for transport companies, mine sites and caravan owners.

PART No.	DESCRIPTION
WC3	Wheel chock 305 x 260 x 300mm (11.7kgs)



WHEEL CHOCKS WC4P

Features: 210mm long x 110mm high x 120mm wide. A lighter duty wheel chock manufactured from injection moulded plastic in a Safety Yellow colour. Lightweight (0.4kgs) but very strong this is an ideal wheel chock for securing trailers, cars or caravans etc. U.V. stabilised and chemical resistant.

PART No.	DESCRIPTION
WC4P	Injection moulded wheel chock 210 x 110 x 120mm (0.4kg)



URETHANE WHEEL CHOCKS WC5P

Features: 430mm long x 370mm high x 360mm wide. Manufactured from durable U.V. stabilised and chemical resistant urethane this wheel chock is both tough and lightweight (6.5kgs). Available in 3 standard sizes to suit a wide range of applications all the way up to large mining vehicles. Includes moulded-in handle and hole to connect a draw cord if required.

PART No.	DESCRIPTION
WC5P	Urethane wheel chock 430 x 370 x 360mm (6.8kgs) – Large



URETHANE WHEEL CHOCKS WC6P

Features: 290mm long x 210mm high x 200mm wide. Manufactured from durable U.V. stabilised and chemical resistant urethane this wheel chock is both tough and lightweight (1.6kgs). Available in 3 standard sizes to suit a wide range of applications all the way up to large mining vehicles. Includes moulded-in handle and hole to connect a draw cord if required.

PART No.	DESCRIPTION
WC6P	Urethane wheel chock 290 x 210 x 200mm (1.6kgs) – Medium



URETHANE WHEEL CHOCKS WC7P

Features: 200mm long x 150mm high x 170mm wide. Manufactured from durable U.V. stabilised and chemical resistant urethane this wheel chock is both tough and lightweight (0.9kgs). Available in 3 standard sizes to suit a wide range of applications all the way up to large mining vehicles. Includes moulded-in handle and hole to connect a draw cord if required.

PART No.	DESCRIPTION
WC7P	Urethane wheel chock 200 x 150 x 170mm (0.9kg) – Small



WHEEL CHOCKS WC8P

Features: 480mm long x 230mm high x 200mm wide. Injection moulded from durable U.V. stabilised and chemical resistant plastic this wheel chock is both tough and lightweight (1.75kgs chock only). Includes moulded-in handle. The optional steel truck mount with spring retainer clip can be simply fixed to truck or trailer bodies to ensure the chock is always on hand when required (1.4kgs holder only).

PART No.	DESCRIPTION
WC8P	Moulded plastic wheel chock 480 x 230 x 200mm (1.75kgs) – Large
WC8P-H	Truck mount for WC8P

04

WORKPLACE SAFETY
& HANDLING

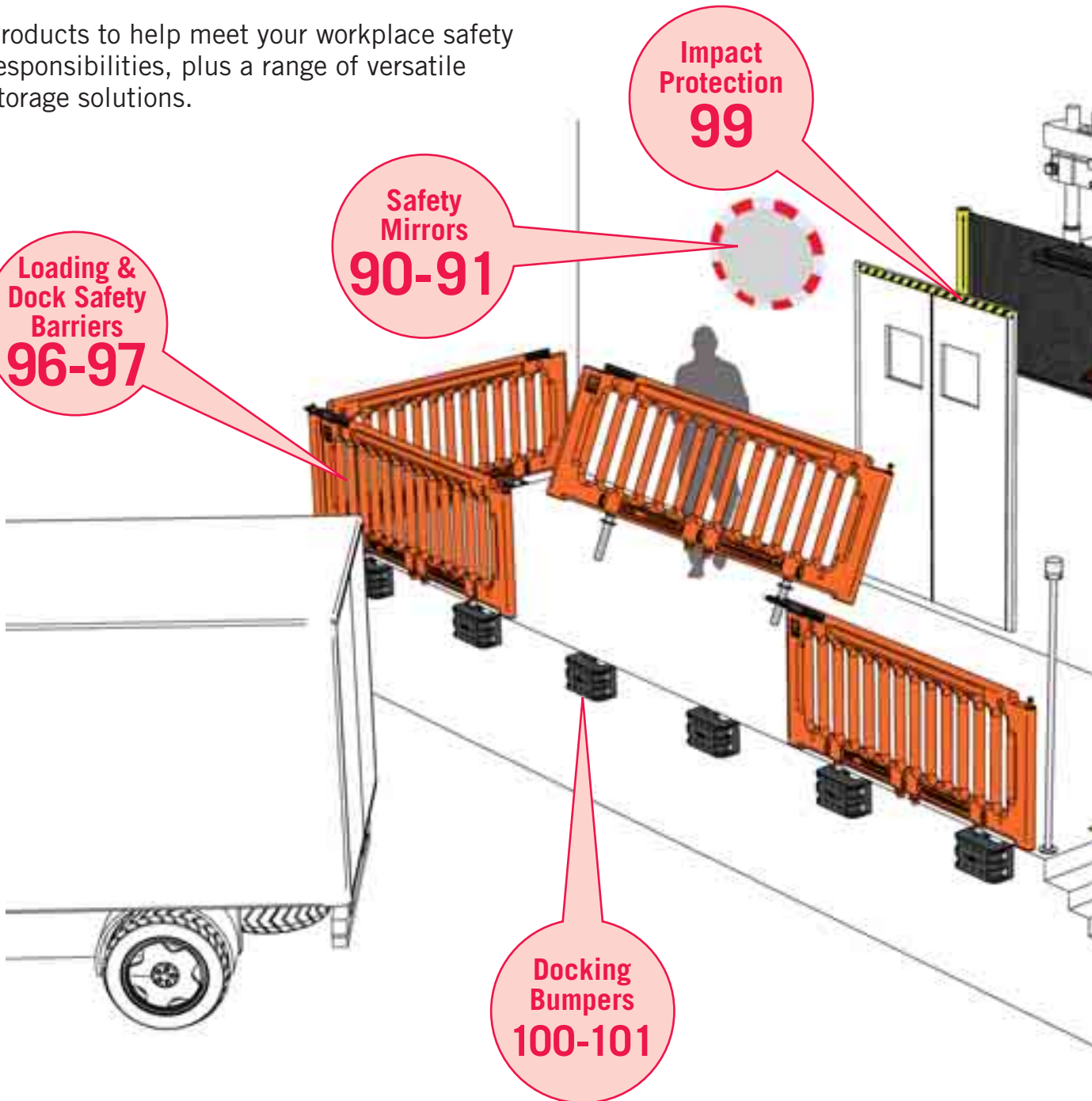
Products to help meet your workplace safety responsibilities, plus a range of versatile storage solutions.

Loading &
Dock Safety
Barriers
96-97

Safety
Mirrors
90-91

Impact
Protection
99

Docking
Bumpers
100-101



**Machinery
Guarding
92-95**

**Safety
Step Stools
106**

**Storage
Solutions
106-107**

**Anti Slip
Flooring
104-105**

**Cable
Protectors
102-103**

NEW TO WORKPLACE SAFETY & HANDLING:



**Load Safe
Barrier**



Collision Sentry



**Impact
Protection**



**New Anti Slip
Range**



CONVEX MIRRORS Outdoor

Features: Unbreakable polycarbonate face. Supplied with wall and 60mm post brackets.

PART No.	DESCRIPTION
MC4500D	Outdoor convex mirror – 450mm
MC6000D	Outdoor convex mirror – 600mm
MC8000D	Outdoor convex mirror – 800mm
MC10000D	Outdoor convex mirror – 1000mm
SP2800	Galvanised post – 2800 x 60mm
CAP60	Galvanised post cap to suit 60mm sign post
MCB60	Wall mount bracket for MC450/600
MCB4060E	Extendable stand-off arm 400 to 600mm



CONVEX MIRRORS Indoor

Features: Unbreakable polycarbonate face. Wall mount and 60mm post bracket included.

PART No.	DESCRIPTION
MC300ID	Indoor convex mirror – 300mm
MC450ID	Indoor convex mirror – 450mm
MC600ID	Indoor convex mirror – 600mm
MC800ID	Indoor convex mirror – 800mm
SP2800	Galvanised post – 2800 x 60mm
CAP60	Galvanised post cap to suit 60mm sign post
MCB60	Wall mount bracket for MC450/600
MCB4060E	Extendable stand-off arm 400 to 600mm



CONVEX MIRRORS Hi-Vis Round

Features: Unbreakable polycarbonate face. Moulded fibreglass backing with reflective outer rim. Supplied with wall and 60mm post brackets.

PART No.	DESCRIPTION
MC450HV	Hi-Vis round indoor/outdoor convex mirror – 450mm
MC600HV	Hi-Vis round indoor/outdoor convex mirror – 600mm
MC800HV	Hi-Vis round indoor/outdoor convex mirror – 800mm
MC1000HV	Hi-Vis round indoor/outdoor convex mirror – 1000mm
SP2800	Galvanised post – 2800 x 60mm
CAP60	Galvanised post cap to suit 60mm sign post
MCB60	Wall mount bracket for MC450/600
MCB4060E	Extendable stand-off arm 400 to 600mm



CONVEX MIRRORS Hi-Vis Roundtangular

Features: Unbreakable polycarbonate face with reflective outer rim. Shape allows a wider field of view. Complete with both wall and 60mm post brackets.

PART No.	DESCRIPTION
MC570RHV	Hi-Vis roundtangular indoor/outdoor mirror – 390 x 570mm
MC640RHV	Hi-Vis roundtangular indoor/outdoor mirror – 440 x 640mm
MC830RHV	Hi-Vis roundtangular indoor/outdoor mirror – 550 x 830mm
SP2800	Galvanised post – 2800 x 60mm
CAP60	Galvanised post cap to suit 60mm sign post
MCB60	Wall mount bracket for MC450/600
MCB4060E	Extendable stand-off arm 400 to 600mm



TELESCOPIC MOUNTING ARM

For use with polycarbonate mirrors

Features: Pre-drilled to be mounted to walls or storage racking. Telescopic arm extends from 400 to 600mm. Can swivel through 180° for greater adjustment. Manufactured from zinc plated mild steel. Suitable for all indoor or outdoor polycarbonate mirrors.

PART No.	DESCRIPTION
MCB4060E	Extendable stand-off arm 400 to 600mm



CONVEX MIRRORS Stainless Steel

Features: Stainless steel face for long-term weather and impact resistance. Especially suited to outdoor areas where vandalism may occur. Supplied with heavy duty hot dipped galvanised bracket to suit 75mm post.

PART No.	DESCRIPTION
MC600SS	Stainless steel convex mirror – 600mm
MC800SS	Stainless steel convex mirror – 800mm
MC1000SS	Stainless steel convex mirror – 1000mm
MCB75	Wall mount bracket for MC600/800/1000
SP2800/75	Galvanised post – 2800 x 75mm
CAP75	Galvanised post cap to suit 75mm sign post



CONVEX MIRRORS Indoor Dome

Features: Tough polycarbonate face and lightweight construction. Full dome can be suspended on chains or fixed directly to the ceiling. Full Dome has a 360° scope, while Half Dome covers 180° view and the Corner Domes offer 90°.

PART No.	DESCRIPTION
D60360	Indoor dome convex mirror – 600mm
D60180	Indoor half dome convex mirror – 600mm
D6090	Indoor corner dome convex mirror – 600mm



MACHINE MIRROR

Features: Tough acrylic faces for industrial applications. Can be mounted on forklifts etc. for increased visibility or used on machinery for improved observations. Available in two handy sizes and supplied with swivelling mounting brackets.

PART No.	DESCRIPTION
MC160M	Small machine mirror – 160mm
MC220M	Small machine mirror – 220mm



MACHINERY SAFETY FENCE The De-Fence System

De-Fence is a modular guarding and fencing system. Designed to comply with AS 4024.1–2006 (Series). De-Fence is simple to install, flexible and configures to the widest range of applications. The system comprises a range of standard panel lengths from 500 to 2000mm with the option of

welded mesh or polycarbonate in-fill. De-Fence steel posts are manufactured from 75 x 75 x 2.5mm thick RHS tube. They are pre-drilled on all four sides to accept our range of steel brackets and finished in high visibility Safety Yellow powder coat. Available in two standard heights.



Four-way connectivity

De-Fence steel posts accept panel brackets on all four sides. This makes them ideal for multisided enclosures or changes in direction.



Modular construction

De-Fence is a completely modular design. All the components including posts, brackets and panels are interchangeable to provide a zoning system that can be configured to any situation.



Tamper resistant fixings

De-Fence complies with AS 4024.1–2006 (Series), Machinery Guarding. The panels are retained in place with tamper resistant fixings. This means they can only be removed or adjusted using tools not normally available to operators.



Swinging or sliding gates

De-Fence fixed panels (any) can be converted to a gate simply by removing the panel brackets from one side and pivoting on the other, left hand or right hand. Optional sliding gates are available on request.



Panel widths are measured from post centre to post centre



MESH IN-FILL PANELS

Frame: Mild steel tube 38 x 25 x 1.6mm.
In-fill: 3mm mild steel wire.
Aperture: 22 x 22mm.
Finish: Black powder coat.

PART No.	DESCRIPTION
DFP2000M	De-Fence mesh in-fill panel – 2000mm long (18kgs)
DFP1500M	De-Fence mesh in-fill panel – 1500mm long (15kgs)
DFP1000M	De-Fence mesh in-fill panel – 1000mm long (10kgs)
DFP750M	De-Fence mesh in-fill panel – 750mm long (8kgs)
DFP500M	De-Fence mesh in-fill panel – 500mm long (6kgs)
DF-GKP	Optional gate kick plate

POLYCARBONATE IN-FILL PANELS

Frame: Steel.
Extrusion: Aluminium.
In-fill: 3mm clear polycarbonate sheet.
Finish: Outer steel frame, Black powder coat.

PART No.	DESCRIPTION
DFP2000P	De-Fence polycarbonate in-fill panel – 2000mm long (18kgs)
DFP1500P	De-Fence polycarbonate in-fill panel – 1500mm long (15kgs)
DFP1000P	De-Fence polycarbonate in-fill panel – 1000mm long (10kgs)
DFP750P	De-Fence polycarbonate in-fill panel – 750mm long (8kgs)
DFP500P	De-Fence polycarbonate in-fill panel – 500mm long (6kgs)
DF-GKP	Optional gate kick plate



DF-SPB Standard panel bracket kit

This bracket provides universal panel mounting where no side adjustment is required.



DF-APB Adjustable panel bracket kit

Use in place of DF-SPB where side adjustment is required. Allows for up to 12mm of adjustment.



DF-PCB Panel connector bracket kit

Used on double De-Fence for joining upper and lower panels.



DF-SGB Self-closing gate bracket kit

Use one (only) on either the top or bottom gate hinge. Allows tension adjustment for gate closure.



STANDARD POSTS In-line

Material: 75 x 75 x 2.5mm RHS.
Finish: Yellow powder coat.
Height: 1300 or 2460mm.
Base plate: 200 x 84 x 4mm mild steel.
Weight: 1300mm – 7.4kgs.
 2460mm – 12kgs.

PART No.	DESCRIPTION
DFP1300	De-Fence standard post 1300 x 75 x 75mm (fixings supplied)
DFP2460	De-Fence standard post 2460 x 75 x 75mm (fixings supplied)



END POSTS Off-set

Material: 75 x 75 x 2.5mm RHS.
Finish: Yellow powder coat.
Height: 1300 or 2460mm.
Base plate: 200 x 200 x 8mm mild steel.
Weight: 1300mm – 7.4kgs.
 2460mm – 12kgs.

PART No.	DESCRIPTION
DFP1300E	De-Fence end post 1300 x 75 x 75mm (fixings supplied)
DFP2460E	De-Fence end post 2460 x 75 x 75mm (fixings supplied)



GATE POSTS Centred

Material: 75 x 75 x 2.5mm RHS.
Finish: Yellow powder coat.
Height: 1300 or 2460mm.
Base plate: 200 x 200 x 8mm mild steel.
Weight: 1300mm – 7.4kgs.
 2460mm – 12kgs.

PART No.	DESCRIPTION
DFP1300G	De-Fence gate post 1300 x 75 x 75mm (fixings supplied)
DFP2460G	De-Fence gate post 2460 x 75 x 75mm (fixings supplied)

AS 4024.1–2006 (SERIES) Safety of Machinery

Our ‘De-Fence’ machinery guarding system has been designed to comply with AS 4024.1–2006 (Series)

Some key features of the De-Fence system are:

- When used at its full height of 2410mm ‘De-Fence’ exceeds the standard. (The industry norm is only 2000mm)
- Clearance below the panels is 100mm which allows for cleaning but prevents unauthorised access.
- Panels in the system can only be removed or adjusted using fixings that require tools not normally available to operators.
- Panel mesh aperture is 22 x 22mm meaning ‘De-Fence’ can be located at the minimum 120mm from a hazard.



DF-CP Gate Connector Pin.



DF-GS Gate Stop.



DF-LL General Purpose Gate Latch.



DF-LB Lockable Drop Bolt.



DF-GKP Gate Kick Plate,
300 x 200 x 3mm.

Are you simply in need of a **SITE INSPECTION** or a full site safety audit?



Some things just can't be conveyed over the phone. In this case a site visit from one of our experienced representatives or WH&S consultant will help us better understand your requirements.

On site visits allow us to recommend an appropriate solution that satisfies your needs and ensures you meet your duty of care responsibilities.

CALL US TODAY
to arrange a visit to your workplace.



LOAD-SAFE-Q

Temporary edge protection system for Trucks

Where people are required to access high areas of transport vehicles such as tray and curtain side trucks, there can be a severe risk of falling. Load-Safe is designed to be housed at transport loading point, to be rapidly deployed on any truck that utilises conventional tie-down rails. Thereby eliminating the risk of dangerous falls.

The unique cast aluminium panel brackets have been configured to work with most tray and curtain sided trucks.

Two brackets per panel are positioned onto the tie-down rails, the panel is then simply located into the brackets. Once the panel is installed the bracket is locked in place and cannot be removed without first removing the panels. Panels are also secured to each other by an adjustable snap latch at the top of each panel.

Note: Load-Safe is a fall arrest system. It is not intended for use as a load restraint. It is deployed onto the stationary vehicle while loading/unloading goods and then removed before the vehicle exits the location.

Features:

- Loading point based system.
- Quick and simple installation and removal.
- Self-locking design requiring no tools.
- Light weight 14.3kgs panels, including posts.
- Fits the tie-down rails of most tray trucks.
- Hi-Vis Orange panels and aluminium brackets.
- Can be positioned anywhere along the length of the tray.

Material: Brackets – Cast aluminium.
Panels – Moulded polyethylene.

Size: Panels – 1000mm high (above tray deck) x 2130mm long (per panel).

Weight: Brackets – 1.25kgs each.
Panels – 14.3kgs with posts.

Finish: Brackets – Safety Yellow.
Panels – Hi-Vis Orange.

Fixing: Brackets – Hook onto tie-down rails.
Panels – Drop into brackets (no tools).

PART No.	DESCRIPTION
LSQ2130	Load-Safe-Q panel 2130 long with FRP posts
LSB1	Load-Safe aluminium bracket (each)
LSP1200	Replacement FRP Load-Safe post 1200 mm (each) – 1.15kg

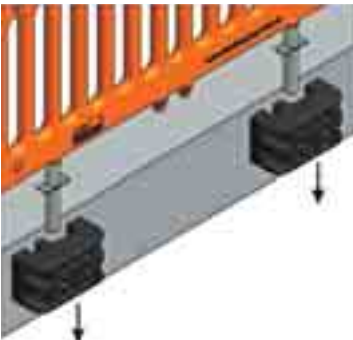




Dock-Safe temporary edge protection.



Dock-Safe with independent receiver blocks.



Individual panels are quickly removed and replaced as required without tools.

DOCK-SAFE-Q

Temporary edge protection system for loading docks

Features:

- Prevent people tripping or falling from elevated loading docks or unauthorised entry through dock area.
- Place and remove panels quickly without tools.
- One metre high lightweight panels in Hi-Vis Orange.
- Removed panels stack flat.
- Moulded from tough polyethylene.
- Receivers double as heavy duty dock bumpers.
- Panels can be quickly removed and replaced if required for vehicle access.
- Panels can be used without rubber receiver blocks. Simply core drill 50mm diameter holes into the floor to receive panel posts. The panels can then be quickly placed and removed as required.
- Panels and receivers ordered separately.

Material: Panel – Blow moulded polyethylene.
Receivers – Moulded rubber.

Finish: Panel – Solid colour Hi-Vis Orange.


Height: Floor to top of panel 1000mm.

Length: 2130mm.

Weight: Panel with two posts – 14kgs approx. (including posts).
Receiver – 12kgs each.

Fixings: Supplied with Dock-Safe receiver.

PART No.	DESCRIPTION
DSQ2130	Dock-Safe-Q panel with posts 900 x 2130mm
DSR1	Dock-Safe receiver with fixings (order separately)



Infrared motion detectors that “see” around blind corners



COLLISION SENTRY

Always On Guard

In industrial settings where forklift traffic and pedestrians intersect, Collision Sentry® forklift collision detection and avoidance products can help reduce or eliminate “blind corner” collisions by providing a visual warning that alerts forklift drivers and pedestrians to approaching traffic.

Features:

- Reduces or eliminates “Blind Corner” collisions in industrial settings.
- Self-powered.
- Standard D-cell alkaline batteries (included).
- No need for any wiring to an electrical system.
- Low battery indicator.
- Battery life for the D-cell alkaline batteries that power the Collision Sentry is minimum of one year, up to seven years, depending on usage.
- Creating a safer working environment in industrial buildings where forklift traffic and pedestrian traffic intersect.
- Portable, compact, lightweight, deploys immediately.
- Integrated magnet mounts for immediate “snap on” to racking.
- Highly visible LED lights that flash when collision is imminent.



Creating a safer working environment in industrial buildings where forklift traffic and pedestrian traffic intersect.



PART No.	DESCRIPTION
BCS1	Collision Sentry infrared motion sensor
DFP1300G	De-Fence gate post 1300 x 75 x 75mm (fixings supplied)
DFP2460G	De-Fence surface mount post (fixings supplied)



IMPACT PROTECTION

Anti Collision Strip “V”

Material: Soft polyurethane foam.

Finish: Yellow/Black diagonal stripes.

Profile: “V” shape.

Dimensions: 1000 x 40 x 20mm.

Weight: 0.4kg per metre.

Installation: Peel and stick.

PART No.	DESCRIPTION
ACS-1	Impact protection foam buffer 1000 x 40 x 20mm



IMPACT PROTECTION

Anti Collision Strip “RECTANGULAR”

Material: Soft polyurethane foam.

Finish: Yellow/Black diagonal stripes.

Profile: “Rectangular” shape.

Dimensions: 1000 x 60 x 20mm.

Weight: 0.4kg per metre.

Installation: Peel and stick.

PART No.	DESCRIPTION
ACS-2	Impact protection foam buffer 1000 x 60 x 20mm



IMPACT PROTECTION

Anti Collision Strip “L”

Material: Soft polyurethane foam.

Finish: Yellow/Black diagonal stripes.

Profile: “L” shape.

Dimensions: 1020 x 60 x 40mm.

Weight: 0.4kg per metre.

Installation: Peel and stick.

PART No.	DESCRIPTION
ACS-3	Impact protection foam buffer 1020 x 60 x 40mm



IMPACT PROTECTION

Anti Collision Strip “C”

Material: Soft polyurethane foam.

Finish: Yellow/Black diagonal stripes.

Profile: “C” shape.

Dimensions: 1010 x 40 x 40mm.

Weight: 0.4kg per metre.

Installation: Peel and stick.

PART No.	DESCRIPTION
ACS-4	Impact protection foam buffer 1010 x 40 x 40mm



VEHICLE BUMPERS Menni

When used as vehicle bumpers Menni modules offer a high level of impact protection to physical assets. Injection moulded from super tough and durable Linear Low Density Polyethylene (LLDPE) with recessed fixing points.

Plug multiple modules together to make the bumper any length you need. Each end or body modules comes complete with fixings and connectors. With high visibility U.V. stabilised Safety Yellow, solid colour, they won't fade, and are resistant to chemicals, oils etc. Quick and simple to install.

Features:

- Handy 550mm long modules in two styles.
- Moulded from super tough polyethylene.
- Deeply recessed fixing points protected from impact.
- Hi-Vis Safety Yellow with solid colour.
- Fixings included:
2 x masonry fixings, 2 x 50mm diameter washers, 2 x blanking plugs, 1 x connector plug.

More
information
on Menni
28

PART No.	DESCRIPTION
BME-Y	Menni end module – Yellow
BMB-Y	Menni body module – Yellow
BMR	Optional top reflector plugs



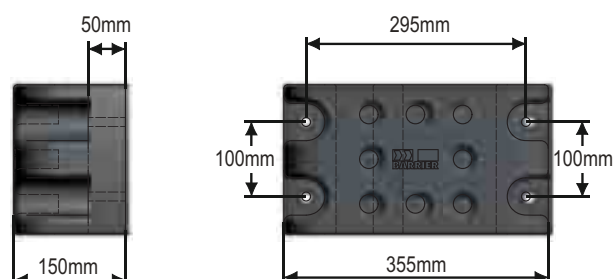
DOCKING BUMPERS Dock-Safe

Dock-Safe receiver blocks form part of our unique Dock-Safe barrier system (see page 97).

When used in isolation the blocks' robust construction make them ideal dock bumpers. Manufactured from high quality rubber, they incorporate recessed mounting points for M12 fixings (not included) and have the ability to crush and rebound on impact.

Features:

- Part of the unique Dock-Safe barrier system (see page 97).
- Solid rubber construction with built-in compression feature.
- Protected and recessed fixing points.
- High quality rubber compound.



HANDY HINT:

Position Dock-safe receivers so you can add drop-in Dock-Safe panels at a later date if desired (see page 97).


PART No.	DESCRIPTION
DSR1	Dock-Safe receiver 355mm long x 150mm high (12kgs)



DOCKING BUMPERS D-Section

Heavy duty docking bumpers. Suitable for loading bays and jetties etc. Manufactured from hard wearing blended rubber compound. Available in three sizes, 100 x 100 x 300mm, 100 x 100 x 1000mm and 200 x 200 x 900mm. Standard lengths can be cut as desired.

PART No.	DESCRIPTION
DR300	Dock bumper 100 x 100 x 300mm long (2.3kgs)
DR1000	Dock bumper 100 x 100 x 1000mm long (7.5kgs)
DR2020	Dock bumper 200 x 200 x 900mm long (35kgs)



DOCKING BUMPERS B-Section

A slimline high performance docking bumper for loading bays or areas where mobile trolleys and hand trucks cause damage to physical assets. Only 55mm thick with reflective centre panel for improved visibility in low light environments.

PART No.	DESCRIPTION
DR160	B-Section dock bumper 55 x 160 x 1000mm (5kgs)



CORNER PROTECTOR

Features:

- Reduces damage to vehicles and buildings.
- Economical solution, simple to install.
- Complete with reflective panels for increased visibility.

PART No.	DESCRIPTION
CP1080R	Corner protector 100 x 100 x 800mm long



NEED HEAVY DUTY PROTECTION

?

See page 5 for expanded range of SHOCK ABSORBING BOLLARDS



RUBBER CABLE PROTECTOR

2 Channel

Material: Rubber body with rubber/plastic lid.

Finish: Black & Safety Yellow.


Dimensions: 1000mm long x 250mm wide x 50mm high.

Channel: 2 channels – W30mm x D30mm.

Weight: 7.25kgs.

Installation: Interlocking modules, no tools required.

PART No.	DESCRIPTION
CP2BODY	Rubber cable protector – 2 channel



RUBBER CABLE PROTECTORS

3 & 5 Channel

Material: Rubber body with rubber/plastic lid.

Finish: Black & Safety Yellow.

Dimensions: 3 channel – L900 x W500 x H50mm.
5 channel – L900 x W500 x H70mm.

Channel: 3 channels – W55mm x D50mm.
5 channels – W35mm x D25mm.

Weight: 3 channel 18kgs, 5 channel 15kgs.

Installation: Interlocking modules, no tools required.

PART No.	DESCRIPTION
CP3BODY	Rubber cable protector – 3 channel
CP5BODY	Rubber cable protector – 5 channel



POLYURETHANE CABLE PROTECTOR

2 Channel

Material: Polyurethane body with rubber/plastic lid.

Finish: Hi-Vis Orange & Safety Yellow.

Dimensions: 1050mm long x 270mm wide x 55mm high.

Channel: 2 channels – W30mm x D30mm.

Weight: 5.5kgs.

Installation: Interlocking modules, no tools required.

PART No.	DESCRIPTION
CP2PUBODY	Polyurethane cable protector – 2 channel



POLYURETHANE CABLE PROTECTORS

3 & 5 Channel

Material: Polyurethane body with rubber/plastic lid.

Finish: Hi-Vis Orange & Safety Yellow.

Dimensions: 970mm long x 510mm wide x 75mm high.

Channel: 3 channels – W65mm x D50mm.
5 channels – W35mm x D50mm.

Weight: 3 channel – 13.5kgs.
5 channel – 11.5kgs.

Installation: Interlocking modules, no tools required.

PART No.	DESCRIPTION
CP3PUBODY	Polyurethane cable protector – 3 channel
CP5PUBODY	Polyurethane cable protector – 5 channel



DROP-OVER CABLE PROTECTOR

1 Channel (Pedestrian)

Material: Moulded polyethylene.

Finish: Safety Yellow.

Dimensions: 1010mm long x 135mm wide x 20mm high.

Channel: 1 channel – W40mm x D12mm.

Weight: 1.3kgs.

Installation: Interlocking drop over modules.
No tools required.

PART No.	DESCRIPTION
CP1BODY	Drop-over cable protector – 1 channel



CABLE COVERS

Material: Extruded polyurethane (Black).

Dimensions: 9 metres.

Channel: 1 channel – W64mm x D11mm.
2 channels – W76mm x D16mm.
3 channels – W76mm x D25mm.

Weight: 1 channel – 5.5kgs.
2 channel – 8.5kgs.
3 channel – 12.5kgs.

PART No.	DESCRIPTION
CC1	Cable cover – 64 x 11mm
CC2	Cable cover – 76 x 16mm
CC3	Cable cover – 76 x 25mm



FLOOR MAT Anti-Fatigue

Features:

- Manufactured from hard wearing Black natural rubber.
- Measures 910 x 1520 x 13mm.
- Designed to provide an anti-slip and anti-fatigue surface.
- Has a wide range of domestic, industrial, commercial and agricultural applications.

PART No.	DESCRIPTION
FM3660	Anti-Fatigue floor mat 910 x 1520 x 13mm – Black



FLOOR MAT Oil Resistant

Features:

- Manufactured from hard wearing Red rubber to distinguish that it has oil resistant properties.
- Measures 910 x 1520 x 10mm.
- Designed to be oil resistant to provide an anti-slip and anti-fatigue surface.
- Has a wide range of domestic, industrial, commercial and agricultural applications.


PART No.	DESCRIPTION
FM3660R	Oil resistant floor mat 910 x 1520 x 10mm – Red



REFLECTIVE TAPES

Features: High visibility for use on vehicles or in work places. Adhesive backed just peel and stick. Red/White and Yellow/Black in Class 2 reflective. Plain colours White or Yellow are both Class 1 premium grade reflective.

PART No.	DESCRIPTION
RT50RW	Reflective tape 50mm x 5 metre (class 2) – Red/White
RT50YB	Reflective tape 50mm x 5 metre (class 2) – Yellow/Black
RT50W	Reflective tape 50mm x 5 metre (class 1) – White
RT50Y	Reflective tape 50mm x 5 metre (class 1) – Yellow



ANTI-SLIP TAPE 50mm

Features: Reduce accidents due to slipping. Apply to any clean dry surface, eg. stair treads, ramps or hazardous floors. Durable self adhesive backed grit surface in a range of colours, in 50mm widths.


PART No.	DESCRIPTION
AT50B	Anti-Slip tape 50mm x 5 metre – Black
AT50B20	Anti-Slip tape 50mm x 20 metre – Black
AT50Y	Anti-Slip tape 50mm x 5 metre – Yellow
AT50Y20	Anti-Slip tape 50mm x 20 metre – Yellow
AT50YB	Anti-Slip tape 50mm x 5 metre – Yellow/Black
AT50YB20	Anti-Slip tape 50mm x 20 metre – Yellow/Black



PLASTIC CHAINS

Features: A high strength plastic safety and barrier chain which can be used to cordon off work place and public access areas. Highly durable and in a range of colours it can be used for both indoor or outdoor applications. Sold per 25 metre roll.

PART No.	DESCRIPTION
PC6R-R	Plastic safety chain – 6mm Red per 25 metre roll
PC6Y-R	Plastic safety chain – 6mm Yellow per 25 metre roll
PC6RW-R	Plastic safety chain – 6mm Red/White per 25 metre roll
PC6W-R	Plastic safety chain – 6mm White per 25 metre roll



ANTI-SLIP TAPE 100mm

Features: Reduce accidents due to slipping. Apply to any clean dry surface, eg. stair treads, ramps or hazardous floors. Durable self adhesive backed grit surface in a range of colours, in 100mm widths.

PART No.	DESCRIPTION
AT100B	Anti-Slip tape 100mm x 5 metre – Black
AT100B20	Anti-Slip tape 100mm x 20 metre – Black
AT100Y	Anti-Slip tape 100mm x 5 metre – Yellow
AT100Y20	Anti-Slip tape 100mm x 20 metre – Yellow



ANTI-SLIP FRP Stair Nosing

Features:

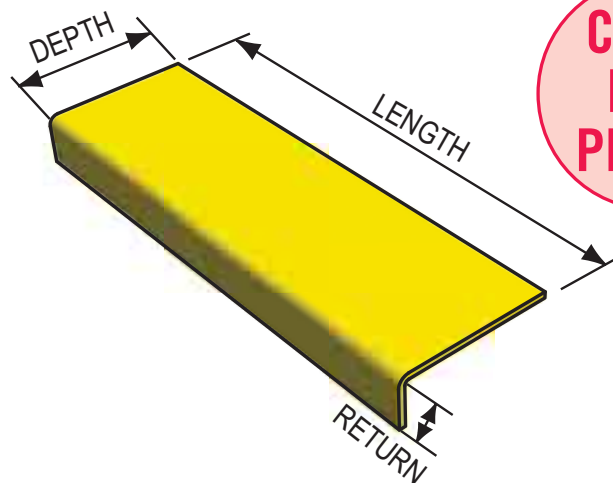
- Fibreglass Composite with integrated anti-slip grit in Safety Yellow.
- Mechanically fixed or adhered installation.
- No steel to corrode or delaminate.
- Dimensionally stable in all temperatures.
- Highly resistant to chemical attack.
- Available in a wide range of sizes.
- Can be cut to desired length.



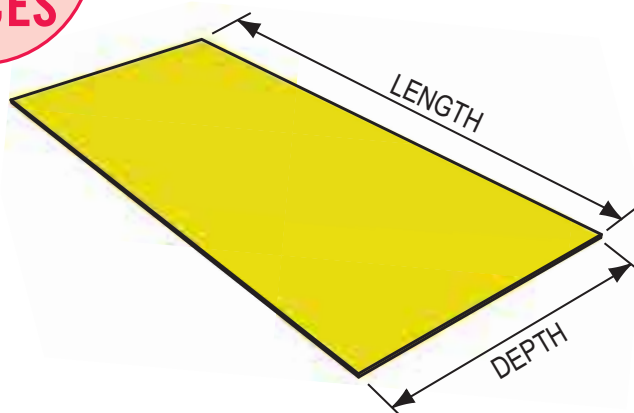
ANTI-SLIP FRP Floor Plate

Features:

- Fibreglass Composite with integrated anti-slip grit in Safety Yellow.
- Mechanically fixed or adhered installation.
- No steel to corrode or delaminate.
- Dimensionally stable in all temperatures.
- Highly resistant to chemical attack.
- Available in a wide range of sizes.
- Can be cut to custom sizes.



**CRAZY
NEW
PRICES**



PART No.	DESCRIPTION
BSN45075	FRP stair nosing 450 x 76 x 30mm – Yellow
BSN60075	FRP stair nosing 600 x 76 x 30mm – Yellow
BSN75075	FRP stair nosing 750 x 76 x 30mm – Yellow
BSN90075	FRP stair nosing 900 x 76 x 30mm – Yellow
BSN103075	FRP stair nosing 1030 x 76 x 30mm – Yellow
BSN120075	FRP stair nosing 1200 x 76 x 30mm – Yellow
BSN450150	FRP stair nosing 450 x 152 x 30mm – Yellow
BSN600150	FRP stair nosing 600 x 152 x 30mm – Yellow
BSN750150	FRP stair nosing 750 x 152 x 30mm – Yellow
BSN900150	FRP stair nosing 900 x 152 x 30mm – Yellow
BSN1030150	FRP stair nosing 1030 x 152 x 30mm – Yellow
BSN1200150	FRP stair nosing 1200 x 152 x 30mm – Yellow
FIX1172	ST/ST saddle assembly (1 x saddle, M6 x 35mm bolt & M6 nut)

PART No.	DESCRIPTION
BFP200600	FRP floor plate 200 x 600mm – Yellow
BFP200900	FRP floor plate 200 x 900mm – Yellow
BFP600900	FRP floor plate 600 x 900mm – Yellow
BFP6001200	FRP floor plate 600 x 1200mm – Yellow
BFP12001200	FRP floor plate 1200 x 1200mm – Yellow
FIX1172	ST/ST saddle assembly (1 x saddle, M6 x 35mm bolt & M6 nut)



SSP300



SSP410



SSS410



All three models feature spring loaded, retracting caster wheels.

SAFETY STEP STOOLS

Safety Step Stools make life just that little bit easier and safer. Available in three models all with retracting casters, they are widely used in retail, libraries, offices and factories. Choose from metal or plastic models.

Material: SSP300 & SSP410 – Moulded Plastic.
SSS410 – Pressed Metal.

Finish: Non slip surface.

Height: SSP300 – 300mm.
SSP410 & SSS410 – 410mm.

Weight: SSP300 – 1.6kgs.
SSP410 – 2.1 kgs.
SSS410 – 4.75kgs.

Load: 150kg all models.

Casters: Spring loaded, all models.

PART No.	DESCRIPTION
SSP300	Step stool plastic – 300mm high
SSP410	Step stool plastic – 410mm high
SSS410	Step stool steel – 410mm high



COLLAPSIBLE MESH STORAGE CAGE

A strong versatile storage cage ideal for transport or warehousing. Drop down gate with self-locking latches provides access even when stacked. With a load capacity of 1200kgs they can be stacked up to four-high in a warehouse environment or two-high in transport situations.

Material: Steel construction with 6mm wire.

Finish: Zinc plated.

Dimensions: 1200 x 1000 x 860mm.

Weight: 65kgs.

Load: 1200kgs.



Cage collapses in seconds without the need for tooling.

PART No.	DESCRIPTION
CSC1	Collapsible mesh storage cage



Heavy duty, high quality modular wire shelving.

MODULAR WIRE SHELVING

A strong heavy duty modular wire shelving system that is ideal for coolrooms, commercial kitchens, warehouses, storerooms, hospitals, garages and homes. Comprising tubular posts and height adjustable shelves in a range of sizes.

All components are zinc plated and finished with a clear epoxy powder coat for maximum protection. Both posts and shelves are flat packed in cartons of four pieces. However, they are priced as single units and can be purchased individually.

This is an extremely flexible and versatile system which can be dismantled and repositioned at any time while maintaining complete structural integrity.

Features:

- Heavy duty construction.
- Clear epoxy powder coat finish over zinc plating.
- Suitable for coolrooms and commercial kitchens.
- Easy to assemble and dismantle.
- Wide range of sizes available.
- Adjustable, levelling feet (optional castors).
- Holds up to 200kgs per shelf.



Adjustable Shelves

Shelves are adjustable in increments of 25mm.



Levelling Feet

Simply screw post feet in or out to level shelves.

PLEASE NOTE:

Holds Up to 200kg per shelf. Heavy duty construction and clear epoxy powder coat make our system the premium product in its class. Don't be fooled by cheap imitations.



Wire Construction

Maximises light and visibility of stored items and aids air circulation.




'S' Hooks

Can be used in place of extra posts in some circumstances.

PART No.	DESCRIPTION
WS1472	Wire shelf 355 x 1830mm
WS1842	Wire shelf 460 x 1070mm
WS1860	Wire shelf 460 x 1525mm
WS2124	Wire shelf 530 x 610mm
WS2136	Wire shelf 530 x 915mm
WS2148	Wire shelf 530 x 1220mm
WS2160	Wire shelf 530 x 1525mm
WSP54	Support post 1370mm high
WSP63	Support post 1600mm high
WSP72	Support post 1830mm high
WSP84	Support post 2130mm high
WSLC	Locking castor wheel
WSC	Non-locking castor wheel
WSH11	'S' Hook joiner



PART No.	Description	Material	Tube O.D. x Wall (mm)	Weight	U.O.M.
CAP140P	Round tube cap	Polyethylene	139.7 x 3 to 5.4	80g	Each
CAP114P	Round tube cap	Polyethylene	114.3 x 3.2 to 4.5	60g	Each
CAP90P	Round tube cap	Polyethylene	88.9 x 3.2 to 5	40g	Each
CAP63P	Round tube cap	Polyethylene	63.5 x 1.6 to 3.5	20g	Each
CAP220-PA	Round tube cap	Cast aluminium	220 x 6.4	1.17kg	Each
CAP165-PA	Round tube cap	Cast aluminium	165 x 5	0.64kg	Each
CAP140-PA	Round tube cap	Cast aluminium	139.7 x 5	0.45kg	Each
CAP90-PA	Round tube cap	Cast aluminium	88.9 x 5	0.2kg	Each
CAP220	Round tube cap	Mill finish steel	Fits 220 O.D. pipe	0.8kg	Each
CAP165	Round tube cap	Mill finish steel	Fits 165 O.D. pipe	0.5kg	Each
CAP140	Round tube cap	Mill finish steel	Fits 139.7 O.D. pipe	0.3kg	Each
CAP90	Round tube cap	Mill finish steel	Fits 88.9 O.D. pipe	0.2kg	Each
CAP220-G	Round tube cap	Mill finish steel	Fits 220 O.D. pipe	0.9kg	Each
CAP165-G	Round tube cap	Mill finish steel	Fits 165 O.D. pipe	0.6kg	Each
CAP140-G	Round tube cap	Mill finish steel	Fits 139.7 O.D. pipe	0.35kg	Each
CAP90-G	Round tube cap	Mill finish steel	Fits 88.9 O.D. pipe	0.23kg	Each
CAP10052P	Oblong tube cap	Polyethylene	100 x 52 x 1.6 to 2.5	40g	Each
EC6030	Oblong tube cap	Polyethylene	60 x 30 x 1.6	10g	Each
CAP6030P	Oblong connector	Polyethylene	60 x 30 to 63.5 dia.	30g	Each
DFHB	M12 bush	Polyethylene	37 x 25 x 1.6 x 12(pin)	10g	Each



PART No.	Description	Material	Dimensions (mm)	Weight	U.O.M.
WBRB	W-Beam end boot	Polyethylene	Standard rail	0.3kg	Each
BHH	Wall hanger	Cast aluminium	160 x 38 x 145	0.6kg	Each
NHWR	Wall hook	Polyethylene	120 x 22	15g	Each
SPB2	Sign post bracket D/S	Aluminium	For 60mm post	120g	Each
SPB1	Sign post bracket S/S	Aluminium	For 60mm post	80g	Each
SP1600	Sign post-Galv	Galvanised steel	60 x 1600	6.6kg	Each
SP2800	Sign post-Galv	Galvanised steel	60 x 2800	11.5kg	Each
SP3200	Sign post-Galv	Galvanised steel	60 x 3200	13.2kg	Each
CAP60	Sign post cap	Galvanised steel	60mm	60g	Each
FRP2400	Sign post-FRP	Fibre reinforced plastic	50 x 2400	6kg	Each
FRPSB	Sign post bracket D/S	Fibre reinforced plastic	For 50mm post	60g	Each
FRPBF	50mm post mount	Fibre reinforced plastic	50dia x 120 x 120	0.5kg	Each
FES50	Epoxy floor insert	316 Stainless steel	M20 thread	100g	Each
NKCAP-SS	M20 flush cap	316 Stainless steel	M20 thread	40g	Each
NKCAP	M20 flush cap	Polyethylene	20mm press fit	5g	Pack Of 10
BFTBSC-G	Saddle clamp	Galvanised steel	Fits 48 O.D. pipe	0.26kg	Each
BFTBCC-G	Corner clamp	Galvanised steel	Fits 48 O.D. pipe	0.26kg	Each

A-B-C

	SECTION	PAGE
Air Hose Reel	2	55
Airport Barriers	2	36 – 47
Aisle Closures	2	52 – 55
Alarm for Forklifts	4	98
Anti-Fatigue Mats	4	103
Anti-Slip Products	4	104 – 105
Ball-Fence	1	18 – 21
Ball-Fence Gates	1	20
Ball-Fence Gates with Menni	1	21
Batons Illuminated and Flashing	3	79
Belt Barriers	2	36 – 51
Belt Reels	2	55
Belt Stanchions	2	36 – 40
Bike Rails/Racks	3	76 – 78
Bike Stand – Zephyr	3	76 – 77
Blade Runner Road Spikes	3	68
Bollard Protection Sleeves	1	9

Bollards

Collapsible	3	83
Economy	1	8
Fixed	1	4 – 9
Flexible	3	84
Fold-Down	1	9
Heavy	1	6, 7
Knock Down	3	84
Removable – Key Lock	1	10
Removable – Padlock	1	11
Removable – Surface Mounted	1	12
Retractable	1	13
Shock Absorbing	1	5
Stainless Steel	1	4
T-Top	3	82



**TROLLEY
RAMP**
Page 85

Bull-Dog Brackets	1	26
Bump Protection	4	99
Cable Covers	4	103
Cable Protectors	4	102 – 103
Cam-Lok Removable Bollards	1	9 – 10
Caps	4	108
Car Space Protector	3	75
Centurian Bollards	1	4 – 8
Chain – Plastic	4	104
Channel Rail	1	24
Clearance Bars	3	80

SECTION PAGE

Collapsible Cones	3	83
Collision Sentry	4	98
Collision Strips	4	99
Column Protector	1	29
Column Sentry	1	29
Compliance Speed Hump	3	66
Compliance Wheel Stop	3	72 – 73
Cone Bar	3	83
Cones – Traffic	3	82 – 84
Convex Mirrors	4	90 – 91
Corner Protectors	4	101
Crash Barrier	1	15 – 17
Crowd Control – Fence	2	56 – 59
Crowd Control – Rope	2	40 – 42
Crowd Control – Stanchions	2	36 – 51
Crowd-Q Temp Fencing	2	56

D-E-F

De-Fence Protective Fencing	4	92 – 95
Dock-Safe-Q Loading Dock Barrier	4	97
Docking Bumpers	4	100 – 101
Dome Mirrors	4	91
Econoline	2	39
Economy Rubber Speed Humps	3	67 – 68
Econo-Rail	1	23
Edge Protection for Trucks	4	96
Event Fence	2	58
Expanding Barriers	2	32 – 35
Extendable Stand-off Arm (mirrors)	4	91

Fences

Ball-Fence	1	18 – 21
De-Fence	4	92 – 95
Econo-Rail	1	23
Event	2	56 – 59
Fixed	1	15 – 25
Impact Absorbing	1	16
Menni-Q	1	25
Post-Q	1	25
Q-Caddy Fence & Trailer	2	56 – 57
Post And Rail	1	23
Temporary	2	56 – 59
Zone	4	92 – 95



**COLLAPSIBLE
STORAGE CAGE**
Page 106

	SECTION	PAGE
Fixed Bollards	1	4 – 9
Flexible Bollards	3	84
Floor Mats	4	103
Fold-Down Bollards	1	9
Folding Pallet	4	106
Forklift Separation	1	15 – 21, 23 – 25
Forklift Speed Control	3	68 – 69

G-H-I

Gallery Barriers	2	48 – 51
Gates – Ball-Fence	1	20
Gates – Zone Fencing	4	92, 95
Guard Rail	1	15 – 175
Hand Rail	1	18 – 21
Height Bars And Accessories	3	80
Illuminated Batons	3	79
Impact Absorbing Bollards	1	5
Impact Absorbing Guard Rail	1	16
Impact Protection	4	99
Inspection Mirrors	3	79



**GALLERY
BARRIERS**
Pages 48-51

J-K-L

Kerb Ramp	3	85
Knock Down Bollards	3	84
Led Portable Light – Baton	3	79
Load-Safe-Q	4	96
Loading Dock Safety Fence	4	97
Lok-Up (Car Space Protector)	3	75
Low Line Barriers	2	48 – 51

M-N-O

Machinery Guarding	4	92 – 95
Magna Mount Retractable-Belt	2	54
Marking Dots	3	79
Mats – Anti-Fatigue	4	103
Menni – Asset Protection	1	28
Menni-Q Fixed Pedestrian Fence	1	25
Menni – Racking End Protector	1	27
Mesh Fencing	2, 4	58, 92 – 95

	SECTION	PAGE
Mesh Storage Cage	4	106
Mesh Wall Systems	2, 4	58, 92 – 95
Mirrors	4	90 – 91
Modular Wire Shelving	4	107
Mouldings	4	108 – 109
Motion Sensor	4	98
Mulch & Mow Rings	1	14
Neata Queue Management System	2	36 – 51
One Way Road Spikes	3	68



TYRE STEP
Page 84

P-Q-R

Pallet Racking Protectors	1	26
Park Sentry	1	29
Parking Mat	3	85
Parking Separator	3	75
Parking Space Protection	3	75
Pedestrian Barriers	1,2	15 – 59
Pedestrian Control	1,2	15 – 59
Pedestrian/Forklift Separation	1	18 – 25
Permanent Barriers	1	2 – 29
Pit Guard	2	59
Plastic Bollards	3	82 – 84
Plastic Chain	4	104
Plastic Speed Hump	3	66
Plastic Wheel Stops	3	72 – 73
Port-A-Guard	2	32 – 35
Portable Fencing	2	56 – 59
Portable Steps	4	106
Post And Rail – Heavy Duty	1	23
Post And Rope Systems	2	40 – 42
Post-Q Fixed Pedestrian Fence	1	25
Q-Caddy Fence & Trailer	2	57
Queue Management	2	36 – 59
Racking Leg Guards	1	26 – 27
Racking End Protection	1	26 – 27
Ram Raid Bollards	1	10
Ramp for Trolleys	3	85
Reels – Air and Belt	2	55
Reflective Cones	3	82 – 84
Reflective Tape	4	104
Removable Bollards		
Key Locking	1	9 – 10
Padlock Type	1	11
Surface Mount	1	12

	SECTION	PAGE
Removable Fencing	2	56 – 59
Retractable Belt Barriers and Acc.	2	36 – 55
Retractable Tape Barriers and Acc.	2	52 – 55
Retractable Bollards	1	13
Road Spikes – One Way	3	68
Roadside Barriers	1	15 – 17
Rope Barrier	2	40 – 42
Rubber Wheel Stop	3	74
Rumble Strip	3	75

S

Safety Barriers – OH&S	4	92 – 99
Safety Barriers – Pedestrian	1,2	15 – 59
Safety Barriers – Vehicles	1	4 – 17
Safety Cones	3	82 – 84
Safety Fence – De-Fence	4	92 – 95
Safety Fencing/Guarding	1	15 – 25
Safety Guard Rail	1	15 – 17
Safety Mats	4	103
Safety Mirrors	4	90 – 91
Safety Step Stool	4	106
Scorpion Wheel Clamp	3	81
Security Mirrors	4	90 – 91



SKIPPER
Pages 52-53

Shelving	4	107
Shock Absorbing Bollards	1	5
Shock Absorbing Guard Rails	1	16
Signs		
Car Parks	3	71
Portable	3	70
Speed Hump	3	70
Sign and Brochure Holders	2	45
Skateboard Stops	3	78
Skipper	2	52 – 53
Sleeve-Lok Bollards	1	11
Slo-Motion Speed Humps	3	64 – 65
Speed Bumps	3	62 – 69
Speed Cushion	3	69
Speed Humps		
Compliance	3	66
Plastic	3	66
Rubber	3	67 – 68
Sign Kit	3	70
Steel	3	64 – 65

	SECTION	PAGE
Stair Nosing	4	105
Stanchions	2	36 – 51
Star Pickets	2	58
Steps – Portable	4	106
Steps – Tyre	3	84
Storage	4	106 – 107
Storage Cage	4	106

T-U-V

T Top Bollards	3	82
Tape Barriers – Retractable	2	52 – 55
Tapes – Anti-Slip	4	104
Tapes – Reflective	4	104
Tee-Lok Removable Bollard	1	12
Telescopic Mounting Arm	4	91
Temporary Barriers	2	30 – 59
Temporary Fences – Event Fence	2	58
Temporary Fences – Crowd-Q	2	56 – 57
Traffic Batons	3	79
Traffic Calming	3	68 – 69
Traffic Cones	3	82 – 83
Trailer – Q-Caddy	2	57
Trolley (Neata)	2	47
Trolley Ramp	3	85
Truck Tray Guard	4	96
Tubular Fencing	1	18 – 21
Two-Piece Knock Down Bollard	3	84
Tyre Step	3	84
U-Bars	1	21 – 22
Vehicle Barriers	1	4 – 17
Vehicle Bumpers	4	100
Vehicle And Parking	3	60 – 87

W-X-Y-Z

W-Beam	1	15 – 17
Wall Mounted Barriers	2	54 – 55
Wheel Chocks	3	86 – 87
Wheel Clamps	3	81
Wheel Stops	3	72 – 74
Wheel Stop Mat	3	85
Wire Shelving	4	107
Workplace Safety	4	88 – 107
Zephyr – Architectural Bike Stand	3	76 – 77
Zone Fencing	4	92 – 95



ZEPHYR
Pages 76-77



FAGERSTA

"all we do is stainless"



The service you deserve across our broad product range

- Bar - Round Imperial
- Bar - Round Metric
- Bar - Flat
- Bar - Angle
- Bar - Square
- Wire
- Tube - Welded
- Tube - Slotted and Oval
- Tube - Food Grade
- Tube - Exhaust
- Tube - Welded and Annealed
- Tube - Seamless Welded
- Tube - Square and Rectangular
- Pipe - Welded SCH10
- Pipe - Welded SCH40

- Sheet 304
- Sheet 316
- Sheet 430
- Sheet - Textured
- Coil 304
- Coil 316
- Coil 430
- Plate Cold Rolled
- Plate Hot Rolled
- Plate - Chequer

- Tube Tees and Bends
- BSM and Ferrule Union
- Tube Clamps and Flange/Cover sets
- Concentric Reducers
- Foot and Insert/Tube Joiners
- Plate Flanges/Tube Caps
- Wall Brackets and Curved Caps
- Long Base/Short Base
- Railing Converter/L-Bar
- BSP Fittings
- Valves
- Butt-Weld Fittings
- Rubber Seal Guide

Distributor for...



Attention to detail on products specific to your industry



FAGERSTA

"all we do is stainless"

Fagersta Steels PTY. LTD.

A.B.N. 123 456 789

www.fagersta.com.au

Head Office

95-97 Levanswell rd, Moorabbin, VIC 3189

1800 304 316

accounts@fagersta.com.au

ADELAIDE

103-107 South Terrace

Wingfield, SA 5013

(T) (+61 8) 7224 4100

(F) (+61 8) 7224 4101

sasales@fagersta.com.au

BRISBANE

East 6, 605 Zillmere Road

Zillmere, QLD 4034

(T) (+61 7) 3863 1300

(F) (+61 7) 3863 1301

qldsales@fagersta.com.au

MELBOURNE

95-97 Levanswell Road

Moorabbin, VIC 3189

(T) (+61 3) 9091 5100

(F) (+61 3) 9091 5101

vicsales@fagersta.com.au

SYDNEY

10 Davis Road

Wetherill Park, NSW 2164

(T) (+61 2) 8706 1800

(F) (+61 2) 8706 1801

nswsales@fagersta.com.au